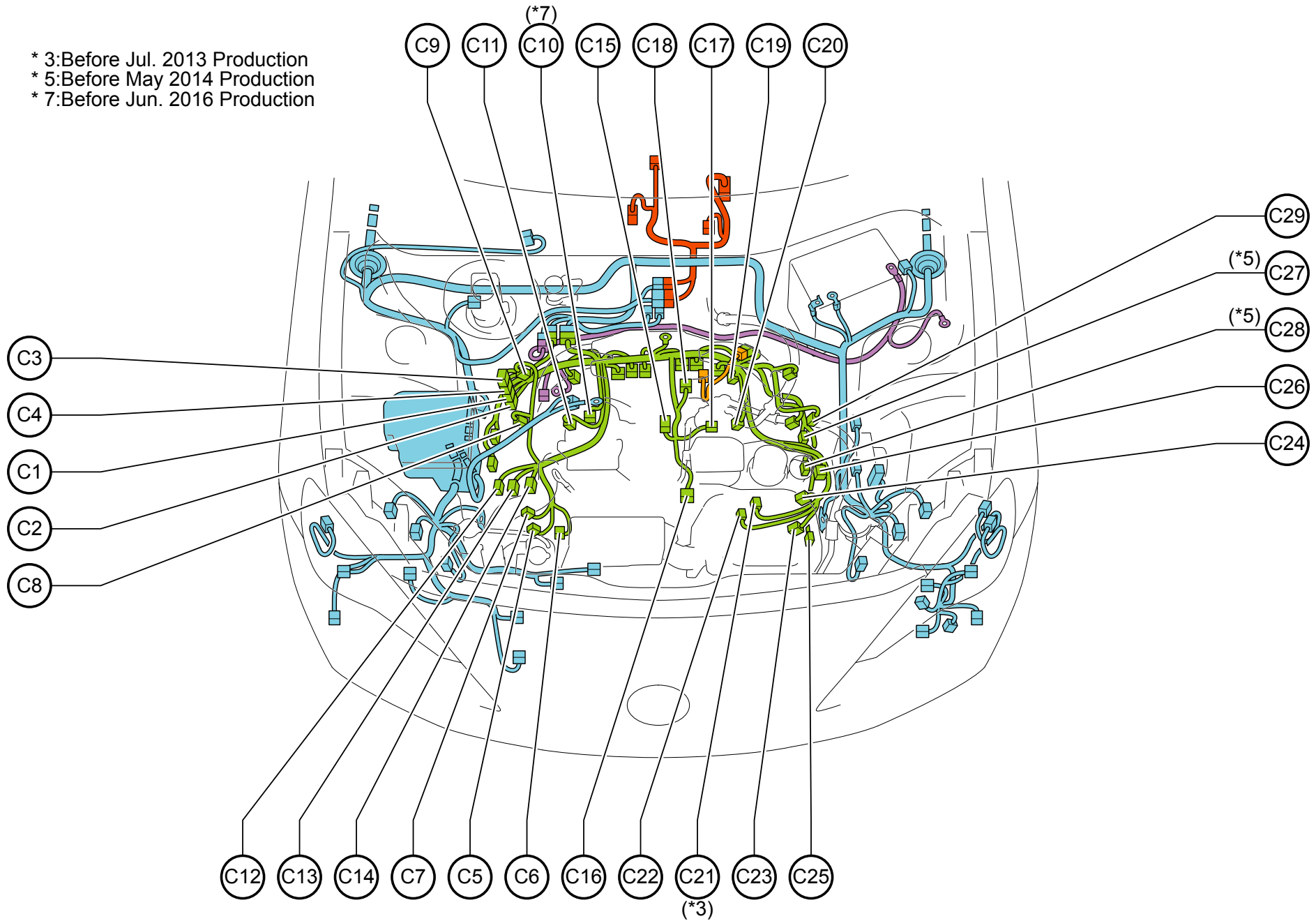


Position of Parts in Engine Compartment <RHD>

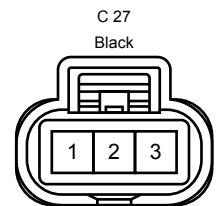
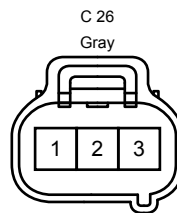
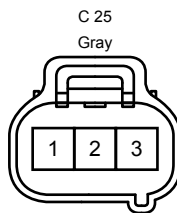
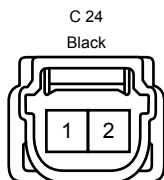
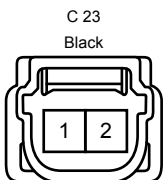
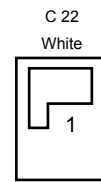

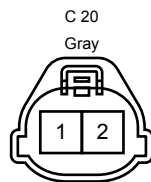
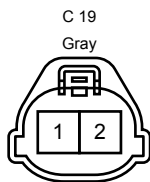
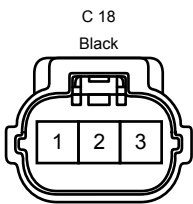
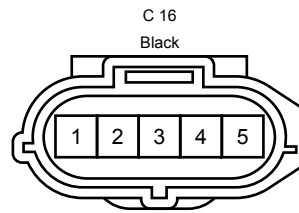
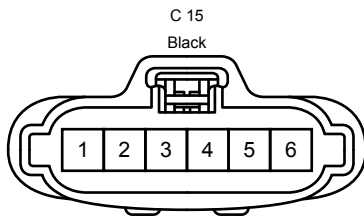

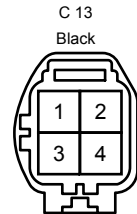
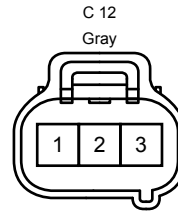
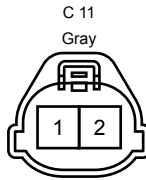
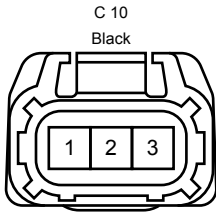
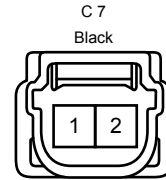
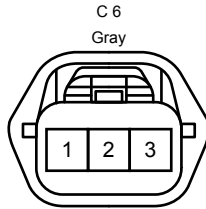
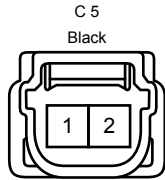
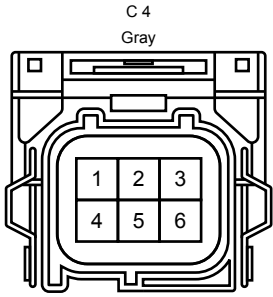
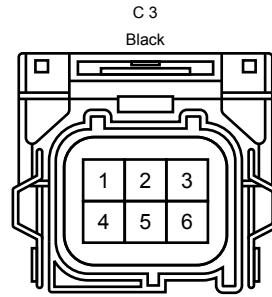
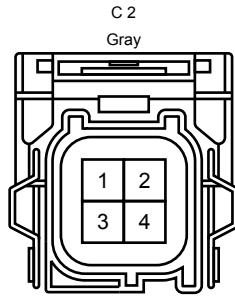
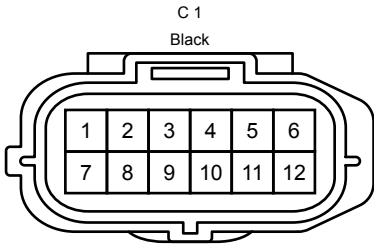
- * 3: Before Jul. 2013 Production
- * 5: Before May 2014 Production
- * 7: Before Jun. 2016 Production



Position of Parts in Engine Compartment <RHD>

- C 1 Injector Driver (EDU)
- C 2 Injector Driver (EDU)
- C 3 Injector Driver (EDU)
- C 4 Injector Driver (EDU)
- C 5 Camshaft Timing Oil Control Valve Assembly (Bank 1 Exhaust Side)
- C 6 VVT Sensor (Camshaft Position Sensor) (Bank 1 Exhaust Side)
- C 7 Camshaft Timing Oil Control Valve Assembly (Bank 1 Intake Side)
- C 8 Fuel Injector Assembly (for Port Injection No. 1)
- C 9 Fuel Injector Assembly (for Port Injection No. 3)
- C 10 Fuel Pressure Sensor
- C 11 Fuel Injector Assembly (for Direct Injection No. 1)
- C 12 VVT Sensor (Camshaft Position Sensor) (Bank 1 Intake Side)
- C 13 Heated Oxygen Sensor (Bank 1 Sensor 2)
- C 14 Wide Range Air Fuel Ratio Sensor (Bank 1 Sensor 1)
- C 15 Throttle Body with Motor Assembly
- C 16 Intake Mass Air Flow Meter Sub-Assembly
- C 17 Compressor with Magnet Clutch
- C 18 Air Pressure Sensor Assembly
- C 19 Fuel Injector Assembly (for Direct Injection No. 4)
- C 20 Fuel Injector Assembly (for Direct Injection No. 2)
- C 21 Engine Oil Temperature Sensor (Temperature Sensor)
- C 22 Engine Oil Pressure Switch Assembly
- C 23 Camshaft Timing Oil Control Valve Assembly (Bank 2 Exhaust Side)
- C 24 Camshaft Timing Oil Control Valve Assembly (Bank 2 Intake Side)
- C 25 VVT Sensor (Camshaft Position Sensor) (Bank 2 Exhaust Side)
- C 26 VVT Sensor (Camshaft Position Sensor) (Bank 2 Intake Side)
- C 27 Ignition Coil Assembly No. 4
- C 28 Ignition Coil Assembly No. 2
- C 29 Spill Control Valve (Fuel Pump Assembly)

Position of Parts in Engine Compartment <RHD>



Position of Parts in Engine Compartment <RHD>

C 28
Black



C 29
Black

