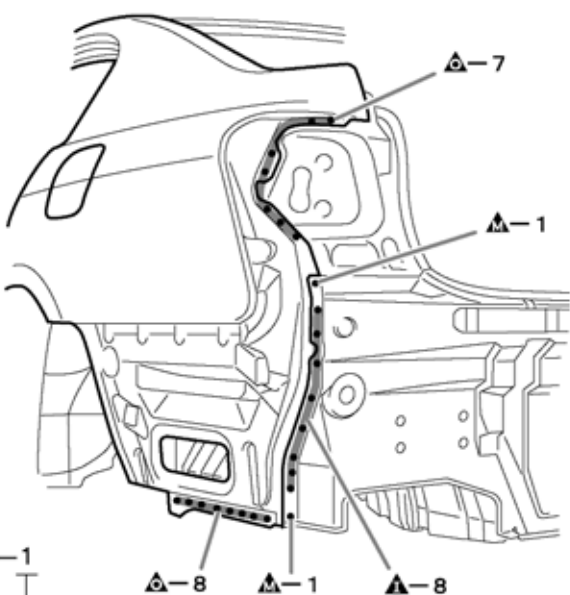
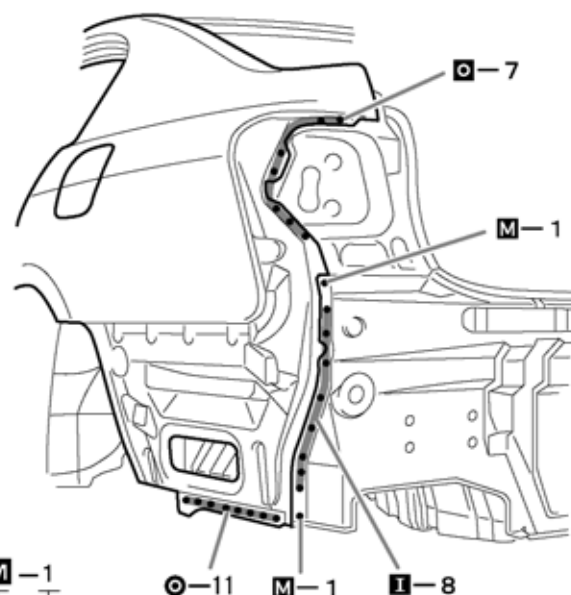


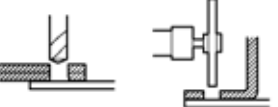

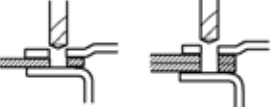
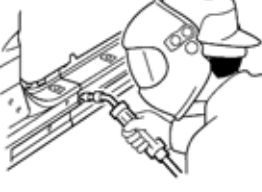


3. ILLUSTRATION OF WELD POINT SYMBOLS

REMOVAL			INSTALLATION		
 <p>Weld points</p> <p>Position of panels that are removed</p>			 <p>Weld points</p> <p>Welding method and panel position</p>		
SYMBOLS	MEANING	ILLUSTRATION	SYMBOLS	MEANING	ILLUSTRATION
▲	Remove Weld Points		●	Spot Welding	
○	Position of Panel Being Replaced is on Outside		■	Plug Welding	
M	Position of Panel Being Replaced is in Center		+	Spot MIG Welding	
I	Position of Panel Being Replaced is on Inside	