
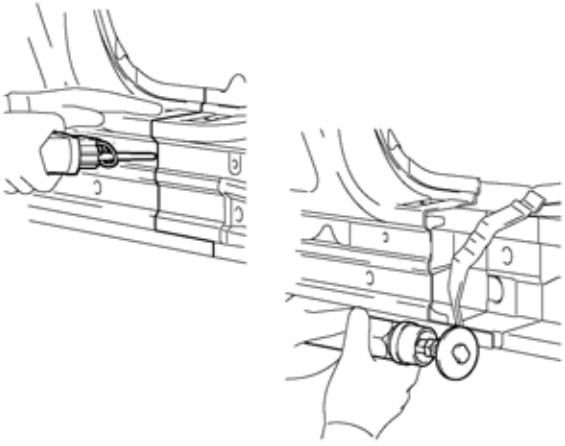




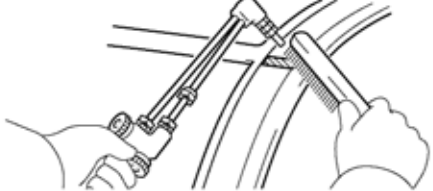



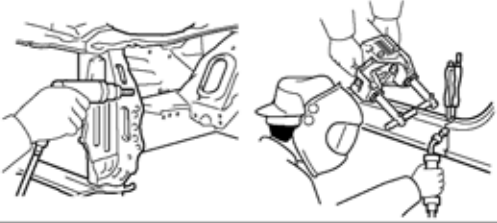





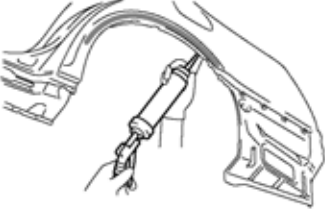







## 2. SYMBOLS

REPAIR AREA INDICATOR SYMBOLS		REPAIR METHOD INDICATOR SYMBOLS		ILLUSTRATION
-----	CUT		CUT AND JOIN LOCATION (Saw Cut)	
			CUT AND JOIN LOCATION (Cut Location for Supply Parts)	
			CUT LOCATION	
			CUT WITH DISC SANDER ETC.	
////	BRAZE		BRAZING OR ARC BRAZING FOR REMOVAL	
oooo	BRAZE		BRAZE	
	WELD POINTS	—	SPOT WELD OR PLUG WELD (refer to "ILLUSTRATION OF WELD POINT SYMBOLS")	
++++	WELDING		BUTT WELD	
			FILLET WELD	
	SEALER		BODY SEALER	

REPAIR AREA INDICATOR SYMBOLS		REPAIR METHOD INDICATOR SYMBOLS		ILLUSTRATION
—	ASSEMBLY MARK		STANDARD HOLE FOR INSTALLATION	—
	BODY SEALER	—	FLAT FINISHING	
			NO FLAT FINISHING	

B0608210137