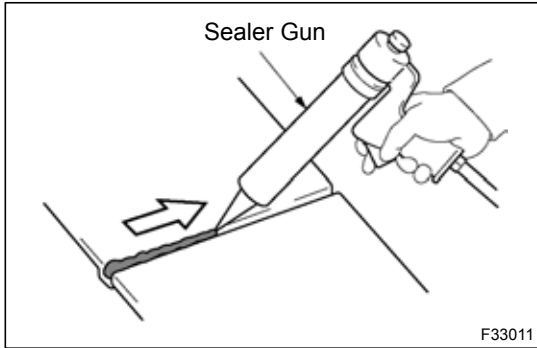


## 4. ANTI-RUST TREATMENT AFTER INSTALLATION



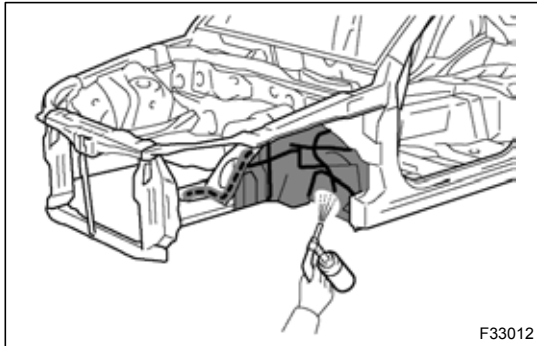
### (a) BODY SEALER APPLICATION

**PURPOSE:**

For water-proofing and anti-rust measures, always apply the body sealer to the body panel seams and hems of the doors, hood, etc.

**NOTICE:**

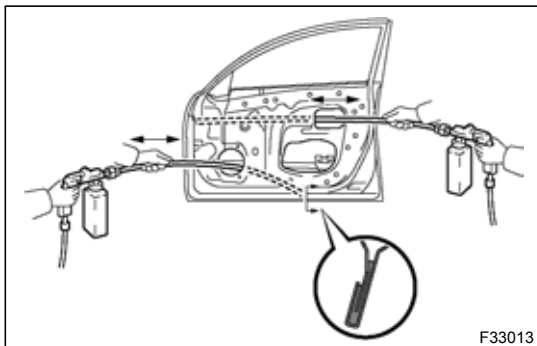
**Apply body sealer neatly to parts that require a high quality appearance.**



### (b) UNDERCOAT APPLICATION

**PURPOSE:**

To prevent corrosion and protect the body from gravel, always apply a sufficient undercoating to the areas indicated.



### (c) VEHICLE BODY ANTI-RUST AGENT APPLICATION

**PURPOSE:**

The purpose is to protect areas from rust which are difficult to paint such as the backside of the box-shaped cross section frame parts.

**METHOD:**

Apply anti-rust agent through the service holes and/or installation holes of the parts.