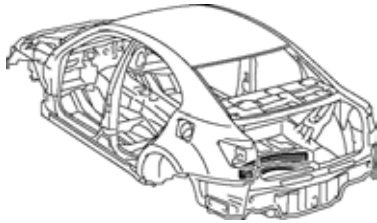


## REAR FLOOR NO. 2 CROSSMEMBER (ASSY)



B0709140130

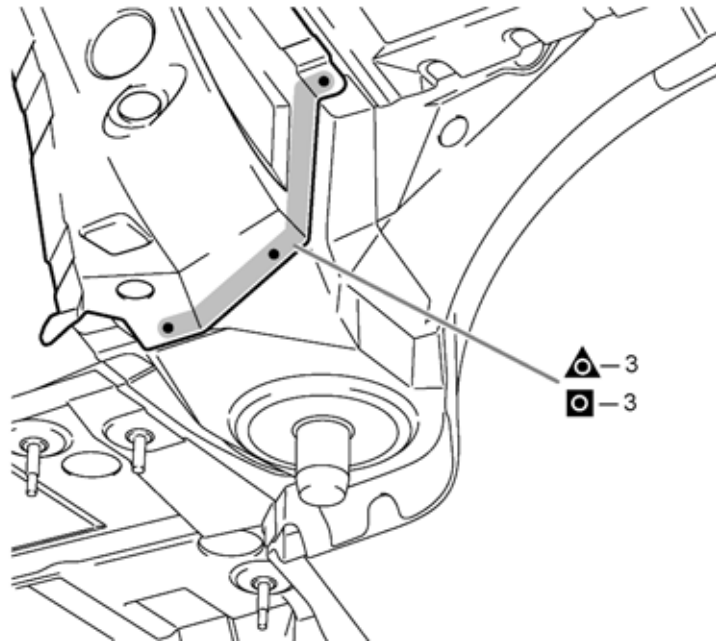
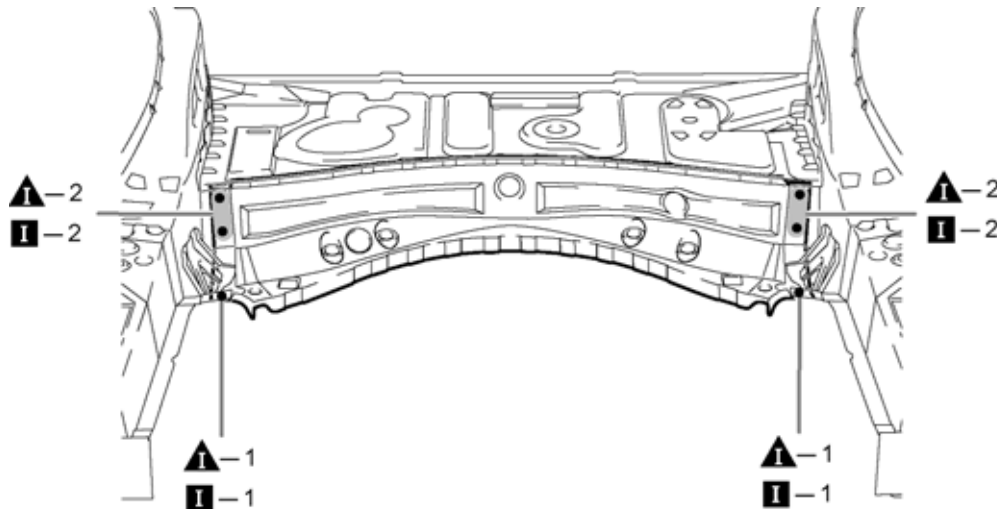
With the rear floor NO. 1 crossmember removed.

### Symbol meaning

REMOVAL      : Remove Weld Points

INSTALLATION      : MIG Plug Weld

### REMOVAL-INSTALLATION



B0709140148

### INSTALLATION POINT

- 1 Temporarily install the new parts and measure each part of the new parts in accordance with the body dimension diagram. (See the body dimension diagram)
- 2 After welding, apply body sealer and undercoating to the corresponding parts. (See the paint-coating)