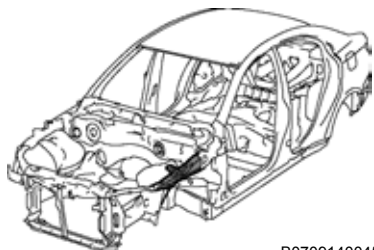


# FRONT APRON TO COWL SIDE UPPER MEMBER (ASSY)



B0709140045

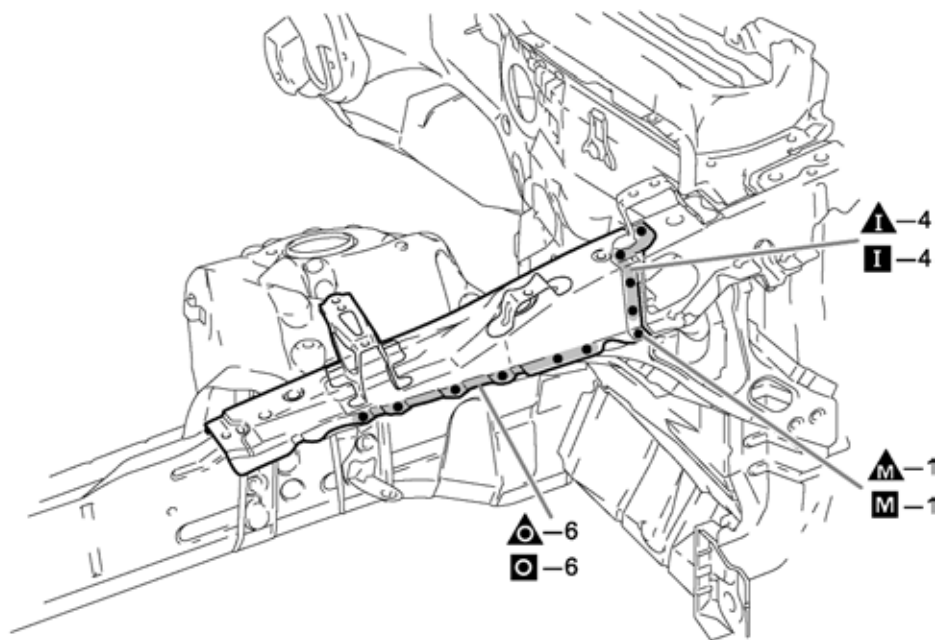
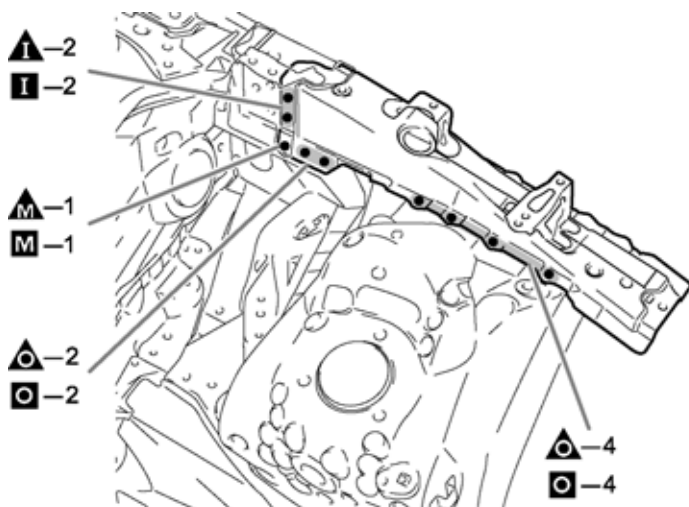
With the front fender front apron removed.

## Symbol meaning

REMOVAL      : Remove Weld Points

INSTALLATION      : MIG Plug Weld

## REMOVAL-INSTALLATION



B0709140046

## INSTALLATION POINT

- 1 Temporarily install the new parts and measure each part of the new parts in accordance with the body dimension diagram. (See the body dimension diagram)
- 2 Inspect the fitting related around the new parts before welding. This affects the appearance of the finish.
- 3 After welding, apply body sealer and undercoating to the corresponding parts. (See the paint-coating)