

## 2 Wiring outfitting diagram & relay location

Wiring outfitting diagram

Engine room (1G-FE) .....	2-2
Engine room (1JZ-GE) .....	2-5
Engine room (1JZ-GTE) .....	2-8
Engine room (2JZ-GE) .....	2-11
Engine room (2L-TE) .....	2-14
Instrument panel .....	2-7
Body .....	2-21
Power seat .....	2-25

relay location

Relay location...2-2G .....	
-----------------------------	--

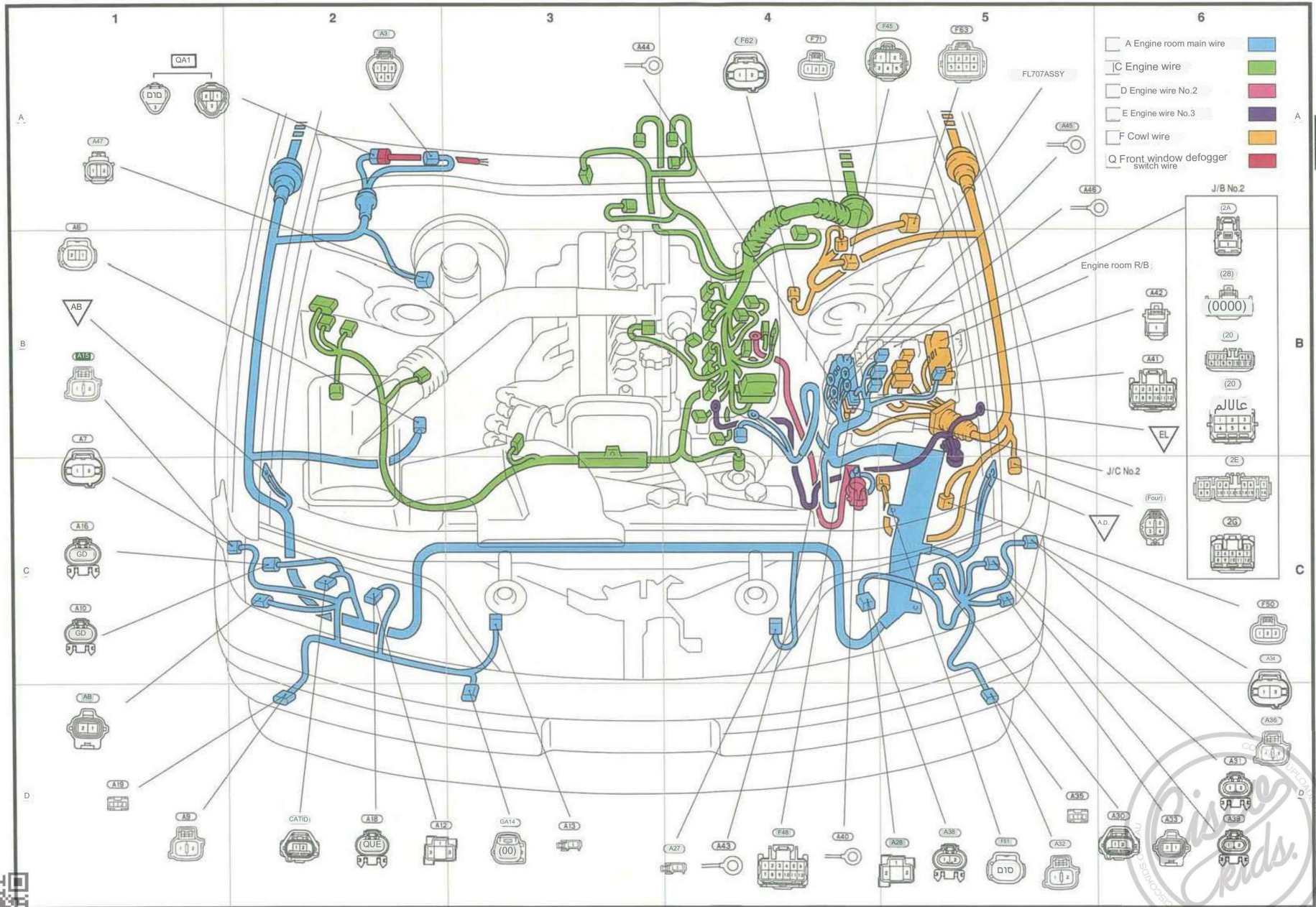


Wire harness symbol	Wire harness name
A	engine room main wire
B	Engine room wire No.2
C	Engine tire
D	Engine tire No.2
E	Engine wire No.3
F	cowl fire
G	instrument panel wire
H	Front door wire RH
I	Front door wire LH
J	Rear door wire No.1
K	Rear door wire No.2
L	floor wire
M	Floor wire No.2
N	Sheet wire No.1
C	Roof wire No.1
P	Trunk panel (luggage compartment door) Tire No.1
Q	Front window fogger switch wire
R	Cooler wiring harness No.1
S	Cooler wiring harness No.2
T	Engine room resea block ASSY



(A3)	A2	Freon, wiper motor	(C106)	C7	C2 sensors
(A 6)	A1	ABS speed sensor RTH	(C107)	B7	temperature sensor
(A 7)	B1	Reid Turn RH (Mark II, Cresta)	(C10B)	A7	igniter
(A8)	D1	Fender marker lamp RH (Mark II Cresta)	(C109)	H2	ignition coil
(A9)	D1	Fron, Turn RH (Mark II Cresta)	(C110)	B7	condenser (radio)
(A10)	C1	Front fog lamp RH (Mark, Cresta)	(C157)	A9	メーター Speed sensor (MT)
(A11)	02	Clearance lamp RH	(D 1)	D12	Battery... (+)
(A12)	D2	Headlamp RH (Mark II, Cresta)	(02)	A1	starter
(A13)	03	Horn RH	(E1)	02	Battery(-)
(A14)	D3	Outside temperature	(F46)	A5	ABS actuator
(A15)	B1	sensor front turn A (chaser)	(F48)	D4	J/C No.2
(A16)	C1	Headlamp HH (Lo) (Jacer)	(F49)	C6	option nine nectar
(A18)	D2	Headlamp RH (Hi) (Chaser)	(F50)	Ca	washer motor
(A19)	D1	Front fog lamp RH (Chaser)	(F51)	02	ABS Speedmantha "R- LII"
(A27)	D4	Horn LH	(F62)	A4	Breather switch (air conditioner high pressure side switch)
(A28)	05	Headlamp LH (Mark II Cresta)	(F63)	A5	ABS actuator
(A30)	D6	Clearance lamp LH	(F71)	A4	Washer motor (oil removal)
(A31)	D6	Front fog lamp LH (Mark II Cresta)			
(A32)	06	Front turn LM (Mark II, Cresta)			
(A33)	09	Fender marker lamp LM (Mark II, Cresta)	(2A)	A6	} Engine room main wire Ic J/B Nc.2
(A34)	C6	Side turn LH (Mark II, Cresta)	(2B)	3.6	
(A35)	D5	Front fog lamp LH (Chaser)	(2 C)	B3	} Kaurwaya to JIB No.2
(A36)	D6	Front turn LH (chaser)	(2 D)	08	
(A36)	06	Headlamp LH (Hi) (Chaser)	(2 E)	C6	
(A39)	06	Headlamp LH (Lo) (Chaser)	(2 G)	C6	
(A10)	D4	Battery (+)			
(A41)	B6	J/C No.2			
(A42)	B6	Engine room R. (ABS)			
(A43)	D4	FL (ABS&Glow)	(QAI)	A1	Front window defogger switch wire to Engine room main wire
(A44)	A3	FL (Alter)			
(A45)	A5	FL (Alter)			
CA40	A5	FL (Alter)			
(A47)	A1	Brake level warning switch	(AB)	B1	white fender apron ass
(A55)	D11	alternator	(AD)	C1	D Left fender apron ground
(A56)	D11	alternator	(ACH)	B2	Intake manifold ground
(C 9)	A10	AT speed sensor	(EL)	B6	Left fender apron ground
(C11)	A10	vacuum sensor	(E.M)	D9	engine block ground
(C78)	A8	neutral start switch			
(C80)	A9	ECT solenoid			
(C98)	A9	Backup lamp swig (M1/12)			
(C89)	A11	starter			
(C90)	A10	water denpara chasender gauge			
(C91)	A7	Injector No.4			
(C92)	A7	Injector No.5			
(C93)	A8	Injector No.6			
(C94)	A10	Knock sensor No.1			
(C95)	D10	oil pressure switch			
(96)	B2	VSV (Nivabo)			
(C97)	C12	diagnosis connector			
(C96)	D9	water temperature sensor			
(C99)	D8	Injector NO.1			
(C100)	D8	Injector NO.2			
(Z101)	D7	Injector NO.3			
(C102)	A7	ISCV			
(C103)	C7	throttle position sensor			
(C104)	D10	magnetic clutch			
(C105)	C7	Distributor			





2









- (A3) A2 front wiper motor
- (A 4) A1 cruise control actuator
- (A 5) A1 Absorber control actuator FR RH (Skyhook) (C2B)
- (A 6) A1 ABS speed sensor FR RH
- (A7) B4 Reid Turn RH (Mark. Cresta)
- (A 8) C1 Fender marker lamp RH (Mark II, Cresta)
- (A 9) D-1 Front turn RH (Mark II\* Cresta)
- (A10) B1 Front fog lamp RH (Mark II Cresta)
- (A11) C1 Clearance lamp RH
- (A12) D-1 Headlamp RM (Mark II, Cresta)
- (A13) D2 horn RH
- (A14) D2 outside temperature sensor
- (A15) C1 Front turn RH (chaser)
- (A16) B-1 Headlamp RH (Lo) (Chaser)
- (A18) D1 Headlamp RH (Hi) (Chaser)
- (A19) C-2 Front fog lamp RH (Chaser)
- (A20) 42 alter neck
- (AZ1) -3 alternator
- (A23) K-1 Power steering solenoid
- (A27) D3 ホーンLH
- (A28) D-3 Headlamp H [Mark II Cresta]
- (A30) D-4 Clearance lamp LH
- (A31) D-3 Front fog lamp LH (Mark II\* Cresta)
- (A32) D-5 Front turn 1H (Mark II, Cresta)
- (A33) D-5 Fender marker lamp LH (Mark II, Cresta)
- (A34) D-6 Side Turn (Mark II, Cresta)
- (A35) D-3 Front fog lamp LH (chaser)
- (A36) Turn H (Chaser)
- (A36) D-4 Headlamp LH (Hi) (Chaser)
- (A38) D-6 Headlamp LH (Lo) (Chey t-)
- (A40) D-3 Battery (+)
- (A41) B-6 J/C No.2
- (A42) 2-9 Engine room AV (ABS)
- (A13) A-3 FL (ABS&Glow)
- (A44) A-3 FL (Alter)
- (A45) 44 FL (Qanta)
- (A46) A-4 FL (Qanta)
- (A47) A-2 Brake level warning switch
- (A48) A-1 Front fog lamp RH (Mark II, Cresta)
- (A49) B-1 headlamp R (Lo)
- (A50) D-1 Headlamp level actuator RH
- (A51) D-5 Headlamp LH (Lo)
- (A53) D-4 Headlamp level actuator LH
- (A54) D-4 Front fog lamp (Mark II, Cresta)
- (C7) A-11 O/D Direct clutch speed sensor
- (C 9) A-8 AT speed sensor...
- (C11) A-12 Vacuum sensor-
- (12) A-11 VSV (Evabo)
- (C13) B-12 Cam position sensor
- (14) A7 Injector No.6
- (C15) A7 Injector No.5 B-12
- (C16) vsv (variable intake)
- (C17) D-12 Power steering switch
- (C18) D-11 Knock sensor No.2
- (C19) B-12 Starter
- (C21) D-8 Injector No.3
- (C24) D-9 Injector No.1

- (C25) D-8 WV-Solenoid
- (C27) D-9 oil pressure switch
- D-10 water temperature sensor
- (C29) D-9 Knock sensor No.1
- (C30) D-10 Water Temperature Cender Gauge
- (c31) D-11 Magnetic clutch & lock sensor
- (C32) D-8 Ignition coil No.1
- (c33) A-7 Ignition coil No.2
- (c31) D-7 Ignition coil No.3
- (c35) B-7 subthrottle position sensor
- (C37) C-7 sub throttle valve motor
- (C38) A-7 O2 sensor
- (39) D-7 crank position sensor
- (C40) B-7 Igniter intake
- (C41) C-7 temperature sensor
- (C42) D-7 Condenser (Radio)
- (C47) D-7 Injector No.4
- (078) A-8 neutral start switch
- (c79) A-11 ECT solenoid (2WD)
- (c80) A-10 ECT solenoid (4WD)
- (C82) D-7 Throttle position sensor...
- (C83) D-8 Injector No.2
- (C84) D-12 Diagnosis Connector
- (C85) ISC
- (C159) A-9 ECT solenoid (TRC)
- (D1) B-12 battery (+)
- (D2) C-12 starter
- (E1) C-12 Battery(-)
- (F45) A-5 AGS & TRC actuator
- (F46) A-5 ABS actuator
- (F47) A-4 Absorber control actuator FR LH (Skyhook)
- (F48) 3-6 J/C No.2
- (F49) C-6 Optional connector
- (F50) D-6 Washer...motor
- (F51) D-3 ABS speed sensor FRL H
- (FE2) A-4 Breather switch (air conditioner bad low pressure side switch)
- (F63) A-5 ABS actuator (71)
- washer A-4 motor (film removed)

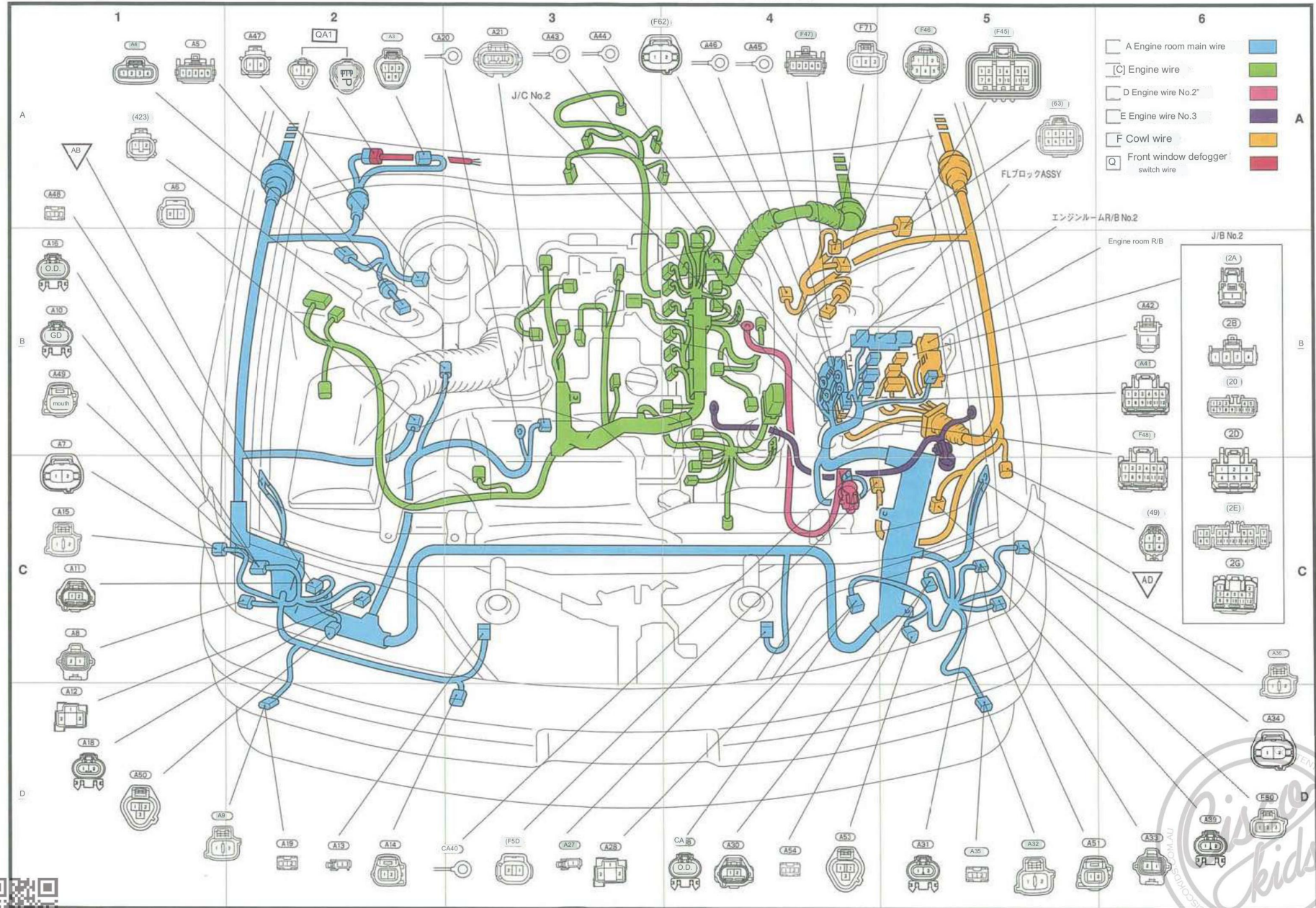
- (2 A) B-6 engine room main fire to JE No.2
- (2B) E-6 engine room main fire to JE No.2
- (2C) B-3 cowl wire Co. JB No.2
- (20) 3-6 cowl wire Co. JB No.2
- (2 E) C-6
- (2 G) C-6

- (QA1) A-2 Front window defogger switch wire to engine room main wire

- (AB) F-1 Right fender apron ground
- (AD) C-6 左 Fender Apron Ground
- (ACE) B-2 intake manifold ground
- (CF) D-11 intake manifold ground
- (EL) C-12 left fender apron ground
- (EM) F-11 engine block ground

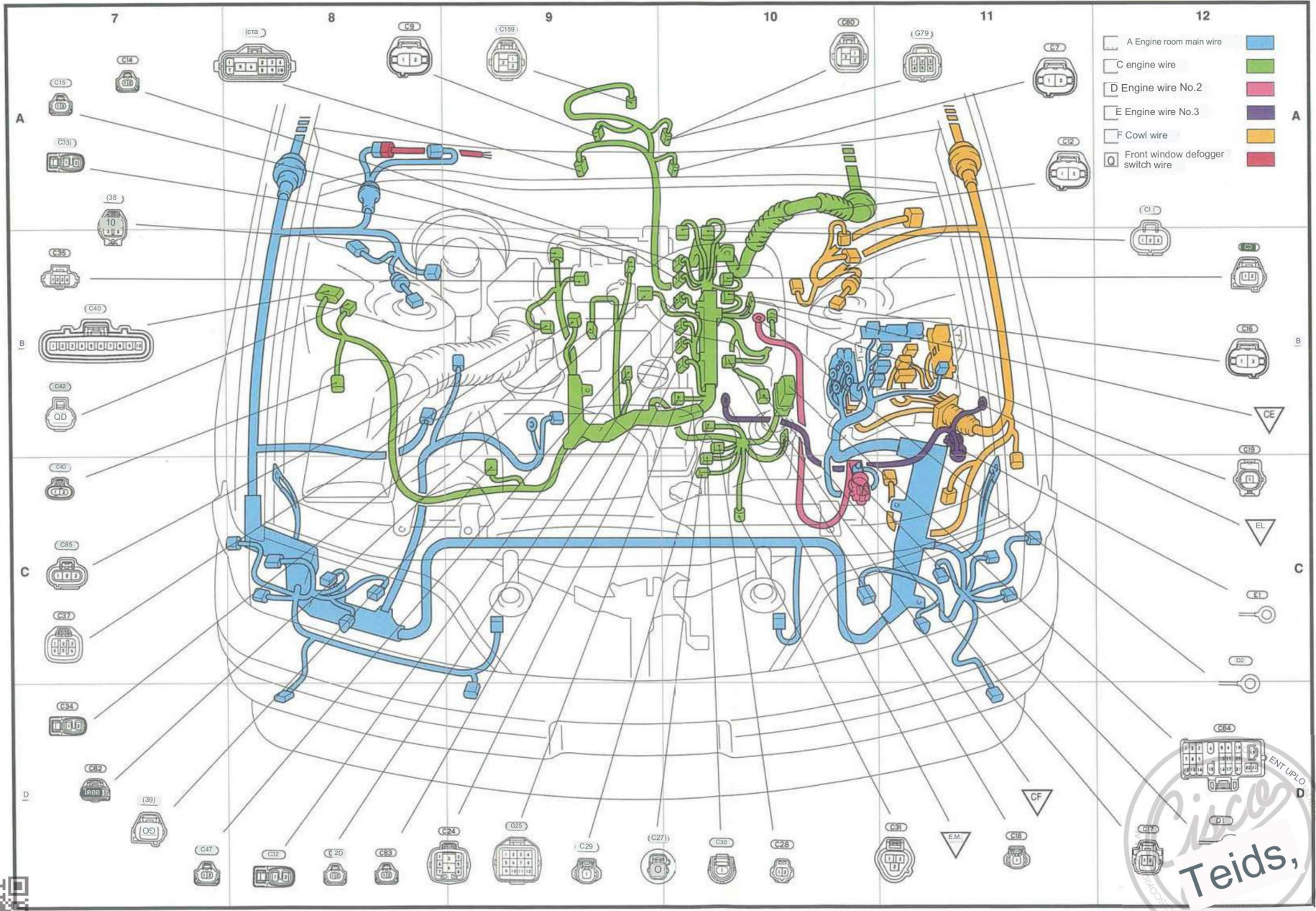


Engine room (around 1JZ-GE)





Engine room (1JZ-GE main unit)





Engine room (1JZ-GTE)

- (A3) A2 front wiper motor
- (A6) B-1 ABS speed sensor FABH
- (A7) B-1 Side Turn RH (Mark II Cresta)
- (AE) C-1 Fender marker lamp AM (Mark II IT, Cresta)
- (A9) D-1 Front turn RH (Mark II Cresta)
- (A11) D-4 Clearance lamp RH
- (A13) D-3 Horn ph
- (A14) D-2 outside temperature sensor
- (A15) C-E Front turn AH (Chaser)
- (A18) 0-2 Headlamp (H) (Chaser)
- (A19) D-1 Front fog lamp H (Chaser)
- (A20) B-1 alternator
- (A21) A-2 alternator
- (A22) A-1 Fuel pump register
- (A23) A-1 Power steering solenoid
- (A27) D-3 Horn LH
- (A29) S-3 Radiator fan motor No.1
- (A30) D-4 Clearance lamp H
- (A32) D-3 Front tongue LH (Mark II Cresta)
- (A33) D-3 Fender marker lamp LH (Mark II, Cresta)
- (A34) D-3 Side Turn H (Mark II, Cresta)
- (A35) D-5 Front fog lamp (Chaser)
- (A36) C-3 Front turn LH (Chaser)
- (A38) 4 Headlamp LH (H)
- (A40) D-4 Battery (+)
- (A1 9-5) JC No.2
- (A12) B-3 Engine room A/B (ABS)
- (A43) A-3 FL (AB & Glow)
- (A44) A-3 FL (Alter)
- (A45) A-4 FI (Alter)
- (A16) A-4 FL (Alter)
- A17 A-1 Brake level warning switch
- (A48) C-1 front fog light/RH (Mark II, Cresta)
- (A49) C-1 Headlamp AH (Lv)
- (A50) D-1 Headlamp level actuator RH
- (A51) D-5 Headlamp LH (Lc)
- (A52) A-3 Radiator Noan Motor Nec.2
- (A53) S-6 Headlamp Sibel ActuatorH
- (A54) D-6 Front Fog Lamp H (Mark, Cresta)
- (B1) 0-3 Water temperature switch (radiator fan)
- (C13) A-7 cam position sensor
- (C14) A-6 Injector No.6
- (C15) A-11 Injector No.5
- (C18) B-7 Knockonser No.2
- (C19) D-12 starter
- (C46) A-11 ISCV
- (C47) B-7 Injector No.4
- (C48) 4-11 VSV (涡轮增压)
- (C49) 0-10 VSV (Evabo)
- (C50) 4-10 DD direct clutch speed sensor
- (C51) A-8 neutral start switch
- (C52) 4-10 NT speed sensor
- (C53) A-10 CT solenoid
- (C54) A-9 backup lamp switch
- (C55) A-9 Meter speed sensor (bottom)
- (C56) B-12 diagnosis connector
- (C57) B-12 condenser (radio)

- (C58) B-2 Igniter
- (C59) B-7 Injector No.3
- (C60) B-7 Injector No.2
- (C61) D-9 Knock sensor No.1
- (C62) D-11 sub throttle valve motor
- (C63) D-11 throttle position sensor
- (C64) C-16 Magnetic clutch & lock sensor
- (C65) D-3 Oil pressure switch
- (C66) D-7 Injector No.1
- (C37) C-16 Subthrottle position sensor
- (C68) D-3 VVT solenoid
- (C69) C-7 Ignition coil No.1
- (C70) A-7 Ignition Coil No.2
- (C71) A-8 Ignition Coil No.3
- (C72) D-8 Water Ampara Chasender Gauge
- (C73) D-8 water temperature sensor
- (C74) D-7 crank position sensor
- (C75) C-7 air flow meter
- (C78) A-7 O2 sensor
- (C77) A-7 VSV (ABV)
- (D1) D-11 Battery (+)
- (D2) C-12 starter
- (E1) battery (-)
- (F44) A-4 Pressure switch (Nearcon high/low pressure side switch)
- (F45) A-5 ABS & TRC Actuator
- (F4B) A-5 ABS Actuator
- (F48) B-6 J/C No.2
- (F49) C-6 Optional connector
- (F50) C-6 washer motor
- (F51) D-4 ABS speed sensor FFLH

- (2A) B-6 } Engine room main wire To JB No.2
- (2B) B-6 }
- (2C) B-6 }
- (2D) C-6 }
- (2E) C-6 } cowl wire to J/B No.2
- (2G) C-6 }

- (AB1) D-2 Engine room main wire to engine room wire No.2
- (CA1) A-2 Front window defogger switch wire 13
- Engine compartment main wire

(AB) 31 右 fender apron ground

(AD) C-6 左 fender apron earth

(CE) 0-12 Intake manifold ground

(CG) 0-12 Intake manifold ground


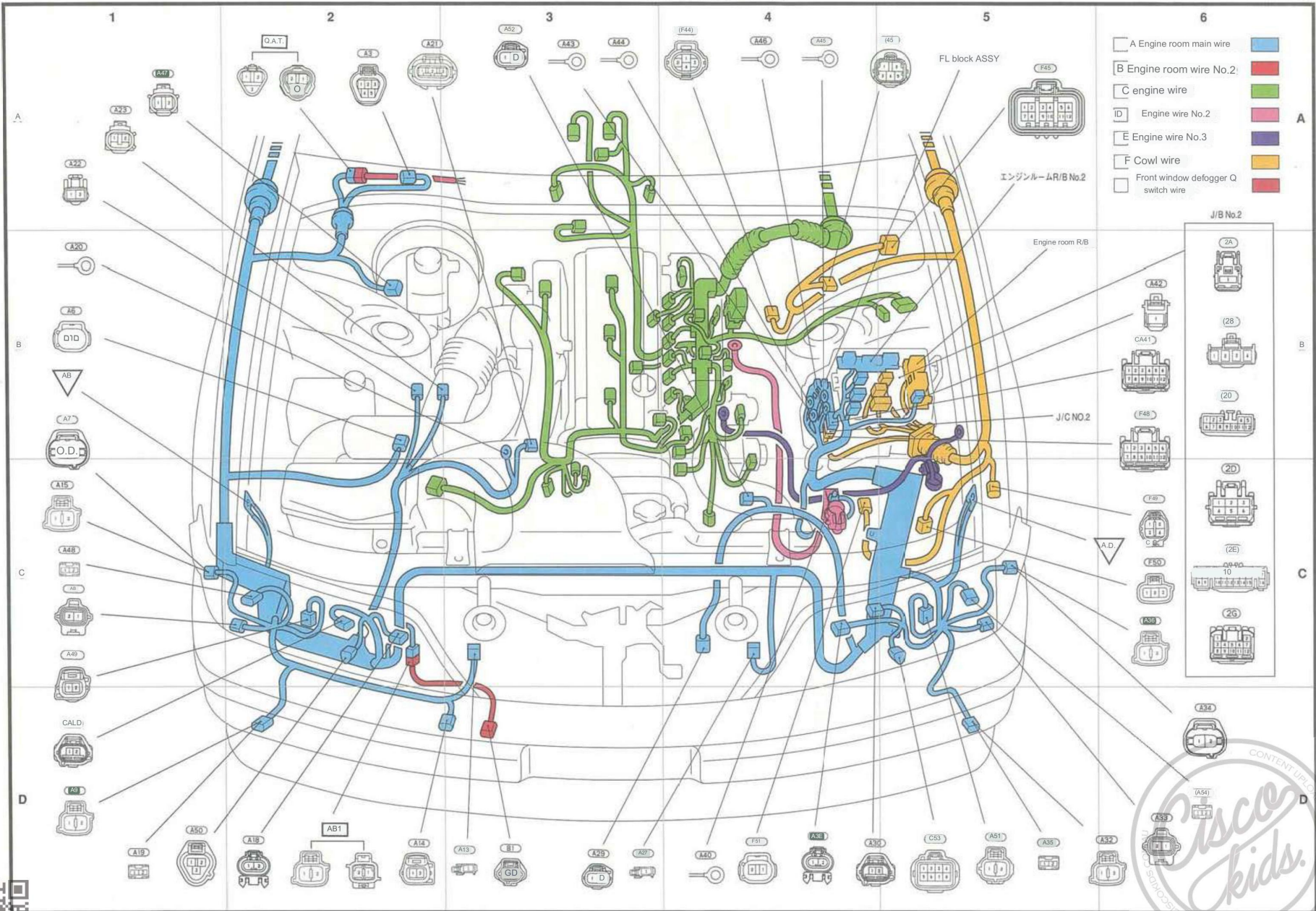
(FI) C-42 left fender apron ground

(YEM) D-10 engine block ground



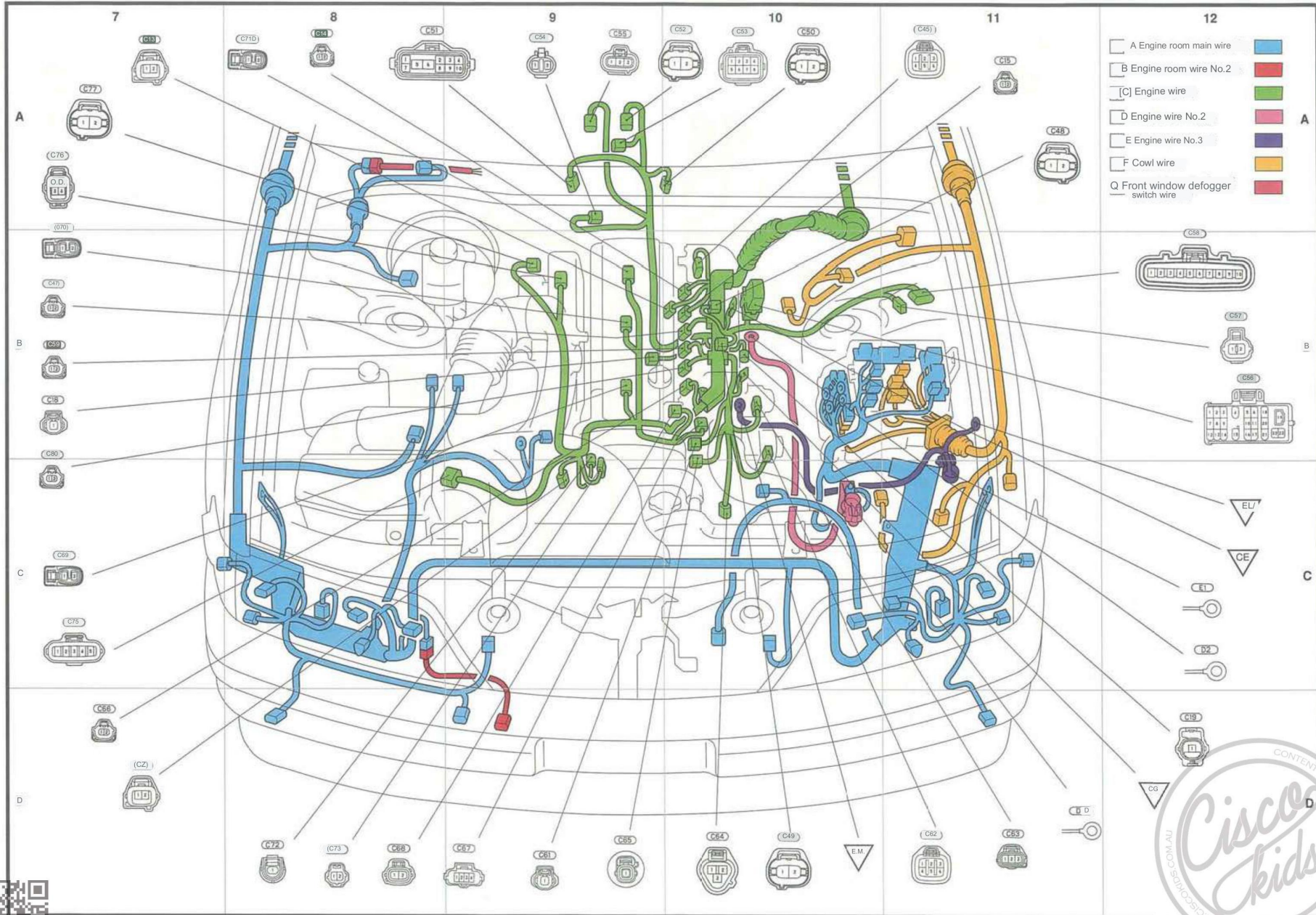
(06.0367476)



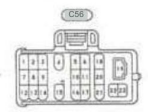
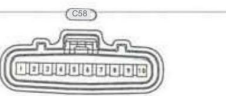





### Engine room (1JZ-GTE body)



- A Engine room main wire
- B Engine room wire No.2
- [C] Engine wire
- D Engine wire No.2
- E Engine wire No.3
- F Cowl wire
- Q Front window defogger switch wire



302 Product number 67476)



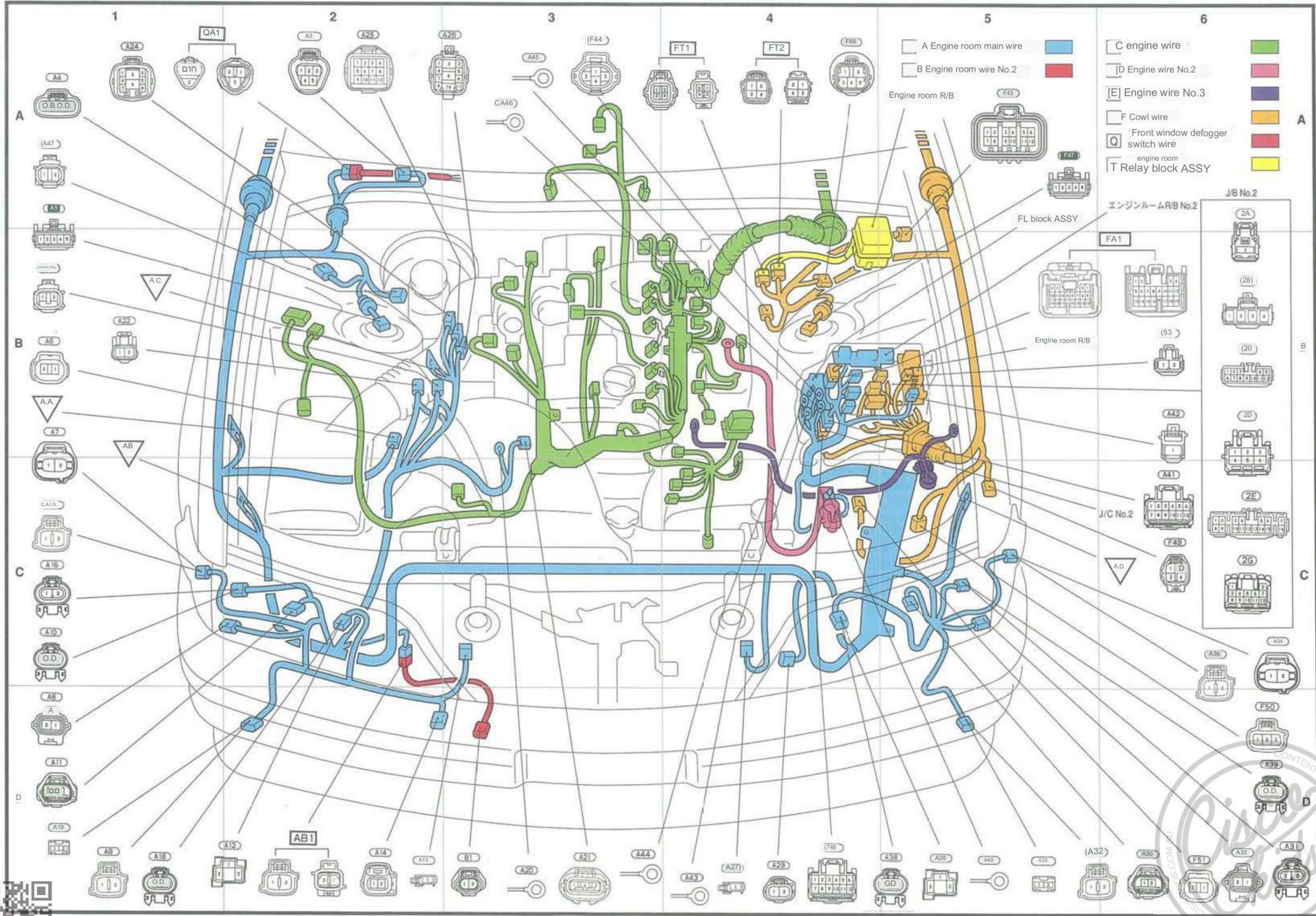


(A3)	A2	Front wiper motor
(A4)	A-1	Cruise control actuator...
(A5)	A-1	Absorber control actuator FR RH (Sky ABS Hook)
(A 6)	B-1	speed sensor FR RH
(A7)	B-1	Side Turn HH (Mark, Cresta)
(A8)	D-1	Fender marker lamp RH (Mark II, Cresta)
(A 9)	D-1	Front turn RH (Mark, Cresta)
(A10)	C-1	Front fog lamp Mark II, Cresta)
(A11)	D-1	Clearance lamp AH
(A12)	E-2	Headlamp RH (Mark II, Cresta )
(A13)	D-2	horn RH
(A14)	D-2	outside temperature sensor
(A15)	C-1	Front turn RH (chaser)
(A16)	C-1	Headlamp RH (Lo) (chaser)
(A18)	D-1	Headlamp R (Hi Chaser)
(A19)	D-1	Front fog lamp (chaser)
(A20)	D-3	alternator
(A21)	D-3	Alternator--
(A22)	B-1	fuel pump register
(A23)	B-1	power steering solenoid
(A24)	A-1	ABS Actuator & Hydro Brake Booster
(A25)	A-2	ABS Actuator & Hydro Brake Booster
(A26)	A-3	ABS actuator & hydro brake booster
(A27)	E-1	Horn LH
(A28)	D-5	Headlamp LH (Mark, Cresta )
(A29)	D-4	Radiator fan heater No.1
(A30)	D-6	Clearance lamp LH
(A31)	D-6	Front fog lamp LH (Mark II, Cresta)
(A32)	D-5	Front turn LH (Mark II Cresta)
(A33)	D-6	Fender marker lamp LH (Mark II Cress Kai)
(A34)	C-6	Side turn... (Mark II, Cresta)
(A35)	D-5	Front fog lamp LH (chaser)
(A36)	C-6	Front turn EH (chaser)
(A38)	D-5	Headlamp (Hi) (Chaser)
(A39)	D-6	Headlamp LH (Lo) (Chaser)
(A40)	D-5	Battery (+)
(A41)	C-4	J/C No.2
(A42)	B-6	Engine room AB (ABS)
(A43)	D-4	FL (ABS&Glow)
(A44)	D-3	FL (Alter)
(A15)	A-3	FL (Alter)
(A46)	A-3	FL (Alter)
(A47)	A-1	Brake level warning switch Water
(E1)	D-3	temperature switch (radiator fan)
(C 7)	A-10	O/D Direct clutch speed sensor
(C 8)	Fuel	neutral start switch
(C 9)	A-10	AT speed sensor
(C10)	A-9	ECT solenoid
(C11)	A-10	vacuum sensor
(C12)	A-10	VSV Bate)
(C13)	A-11	cam position sensor
(C14)	A-9	Injector No.6
(C15)	A-9	Injector No.5 VSV
(C16)	A-11	(variable air)
(C17)	C-12	power steering pressure switch
(C18)	B-12	Knock sensor
(C19)	A-12	No.2 starter
(C20)	A-10	Injector No.4
(C21)	A-11	Injector No.3
(C22)	2-7	throttle position sensor
(C23)	3-12	Injector No.2
(C24)	D-10	Injector No.1
(C25)	D-5	VVT solenoid
(C26)	C-12	Diagnosis connector
(C27)	D-10	Oil pressure switch
(C28)	D-11	Water temperature sensor
(C29)	D-11	MEC sensor No.1
(C30)	D-11	Water Temperature Cender Gauge
(C31)	D-10	Magnetic clutch & lock sensor
(C32)	D-8	Ignition coil No.1
(C33)	A-8	Ignition coil No.2
(C34)	A-7	Ignition coil No.3
(C35)	D-7	subthrottle position sensor
(C36)	B-7	ISCV
(C37)	A-8	sub throttle valve motor
(C38)	A-8	O2 sensor
(C39)	D-8	crank position sensor
(C40)	B-7	igniter
(C41)	C-7	吸気Temperature.
(C42)	C-7	sensor condenser (radio)
(D1)	0-12	Battery (+)
(D 2)	B-12	starter
(E 1)	C-2	battery (2)
(F44)	A-3	Pressure switch (air conditioner pressure side switch)
(F45)	A-5	ABS & TRC actuator
(F46)	A-4	ABS actuator
(F47)	A-5	Absorber control actuator FR LH (Skyhook)
(F43)	D-4	J/C No.2
(F43)	C-6	Optional connector
(F50)	D-6	washer motor
(F51)	D-6	ABS speed sensor FR LH
(F53)	B-5	Engine room RB (ABS)
(2 A)	A6	Engine room main wall wire to J/B No.2
(2 B)	B6	Engine room main wall wire to J/B No.2
(2 C)	B6	Engine room main wall wire to J/B No.2
(2 D)	B6	Engine room main wall wire to J/B No.2
(2E)	C6	Cowl wire To JB No.2
(2 G)	C6	Cowl wire To JB No.2
(AB1)	D2	Engine room main wire to engine room wire No.2
(QA1)	A-1	Front window defogger switch wire IC
(FA1)	B6	engine room main wire
(TFT1)	A-4	Cowl Soyer 10 Engine room main wire
(TFT2)	A-4	Cowl wire to engine room relay block ASSY

(AA)	B-1	右Fender Apron Earth
(AB)	E-1	右Fender apron ground
(AC)	B-1	右Suspension Tower Earth
(AD)	C-6	左fender apron ground
(CE)	A-12	Intake manifold ground
(ACF)	D-12	Intake manifold ground
(EL)	C-12	Left fender apron ground
(EM)	A-12	engine block ground


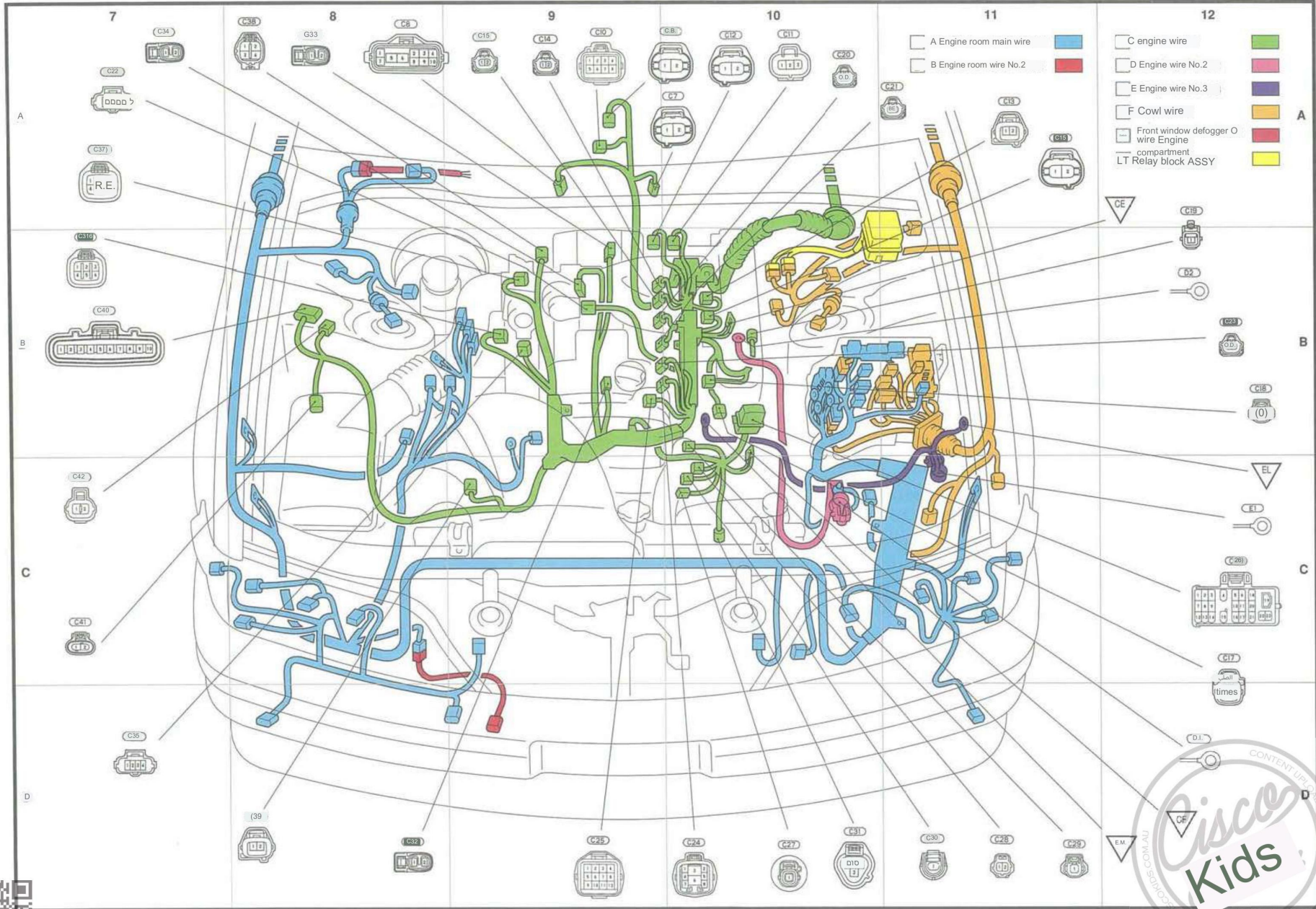


### Engine room (around 2JZ-GE)



900367476







(A3)	A2	pronto wiper motor
(A6)	A-1	ABS speed sensor RRH
(A7)	C-1	Side turn AH (Mark II, Cresta)
(A8)	D-1	Fender marker lamp FH (Mark II, Cresta)
(A9)	FRONT	Front Turn Mark II Cresta
(A1U)	C-1	Front fog lamp H Mark II Cresta
(A11)	D-1	Clearance lamp AH
(A12)	D-E	Headlamp H (Mark II Cresta )
(A13)	D-3	Hom RH
(A14)	D-2	Outside temperature
(A15)	C-1	sensor front turn AH (chaser)
(A16)	B-1	Headlamp RH (Lo) (Chaser)
(A18)	D-2	Headlamp RH (Hi) (Cheyley)
(A19)	FRONT	Front fog lamp RH (chaser)
(A20)	A-3	alternator
(A2)	A-3	alternator
(A27)	D-4	Hom LH
(A28)	D-4	Headlamp LH (Mark II, Cresta )
(A30)	D-5	Clearance lamp LH
(A31)	D-5	Front fog lamp LH (Mark II, Cresta)
(A32)	D-6	Front turn (Mark II Cresta)
(A33)	D-6	Fender marker lamp LH (Mark II, Cresta)
(A34)	C-6	Side turn LH (Mark II, Cresta )
(A35)	D-6	Front fog lamp LH (Chaser)
(A36)	C-6	Front turn 1 (Chaser)
(A38)	D-4	Headlamp LH (Hi) (Chaser)
(A39)	D-6	Headlamp LH (Lo) (Cheyley)
(A40/D4)		Battery (+)
(A41)	B-6	J/C No.2
(A42)	B-6	Engine room R/B (ABS)
(A43)	D-3	FL (ABS&Glow)
(A44)	A-4	FL (Alter)
(A45)	A-4	FL (Alter)
(A46)	D-3	FL (Alter)
(A47)	A-1	Brake level warning switch
(A37)	A-1	vacuum warning switch
(A58)	B-1	Intake temperature sensor
(A59)	A-3	magnetic clutch
(C135)	A-11	fuel filter switch
(C137)	A-10	fuel heater
(C133)	A-10	VSV Me.1 intake throttle
(C139)	A-11	Turbo pressure sensor
(C140)	A-9	(drosolenoid
(C141)	A-3	neutral start switch
(C142)	B-7	oil pressure switch
(C143)	B-7	VSV (EGR)
(C144)	2-7	VSV NO.2 aperture
(C145)	A-7	water temperature sensor
(C148)	D-6	starter
(C147)	C-7	glow plug
(C14B)	D-9	flank position sensor
(C149)	D-8	電string sub弁
(C150)	D-9	timer control valve
(C151)	DA	補正 Resistance (VSP)
(C152)	D-10	補正 Resistance (VRT)
(C153)	B-2	throttle position sensor
(C154)	D-11	diesel engine revolution sensor

(C155)	D-11	Fuel Puffure Sensor
(C156)	D-10	Water Temperature Cender Gauge
(C158)	A-12	diagnosis connector
(D1)	D-12	Battery (+)
(D2)	A-10	starter
(E1)	C-12	battery(-)
(F45)	A-5	ABS & TRC Actuator
(F46)	A-5	ABS Actuator
(F48)	D-3	J/C No.2
(F49)	C-6	Optional connector
(F50)	C-6	Washer motor
(F51)	D-5	ABS speed sensor RLI
(F62)	A-4	Pressure switch (air conditioner commercial low pressure side switch)
(F63)	A-5	ABS actuator

(2A)	A-6	} Engine room main wire to JB No.2
(2B)	3-6	
(2C)	3-9	
(2D)	B-6	} Cowl wire to JB No.2
(2E)	C-6	
(2G)	C-5	

(CA1)	B-12	Engine wire to engine room main wire
(QA1)	A-1	Front window defogger switch wire tp engine room main wire


(AB) B-1 Right fender apron ground

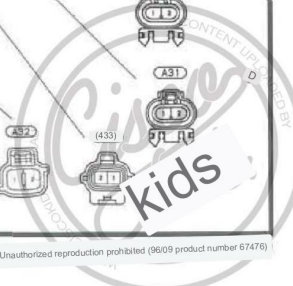
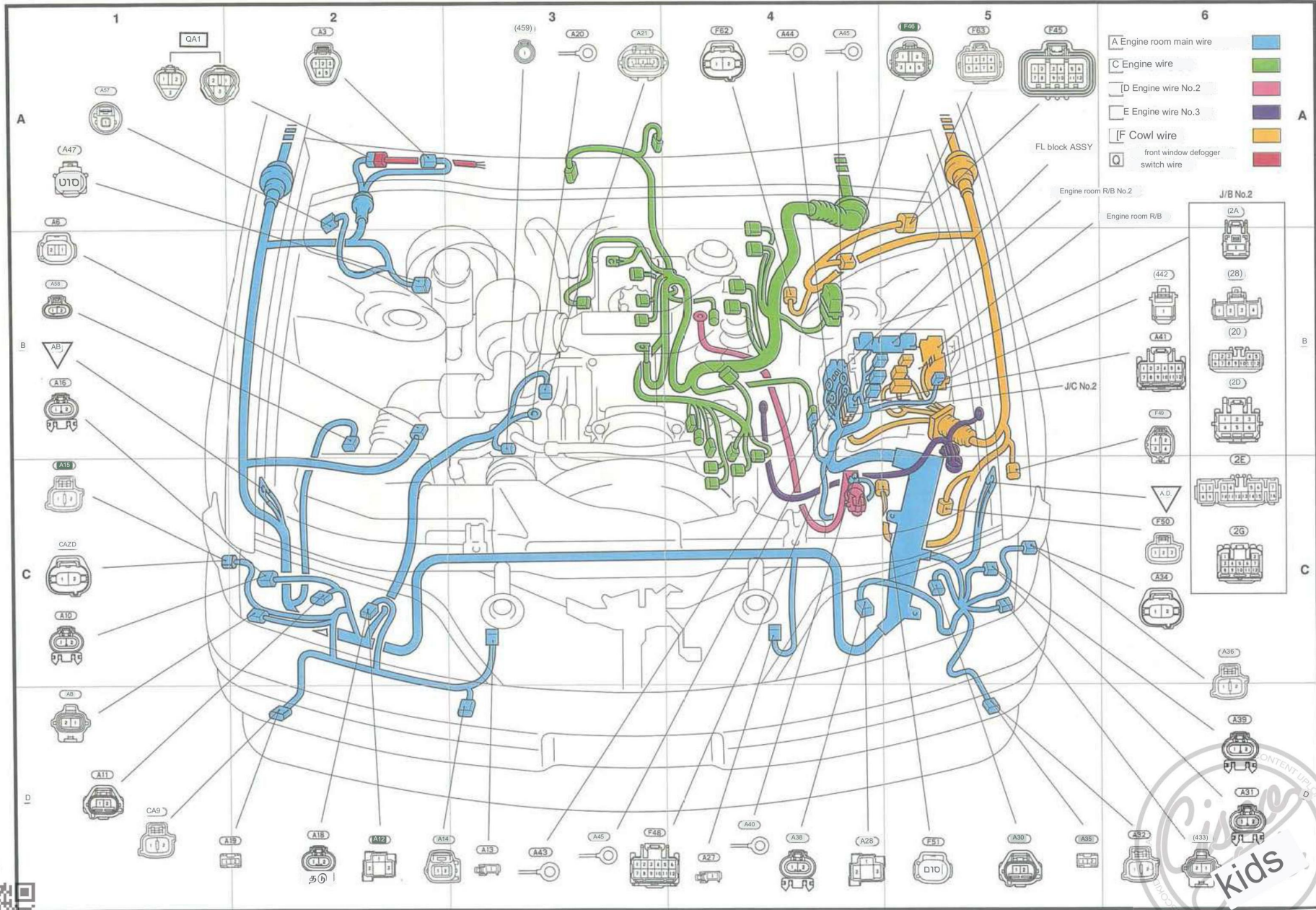
(AD) C-3 Left fender apron ground

(CK) A-7 engine block source

(EL) C-12 Left fender apron ground

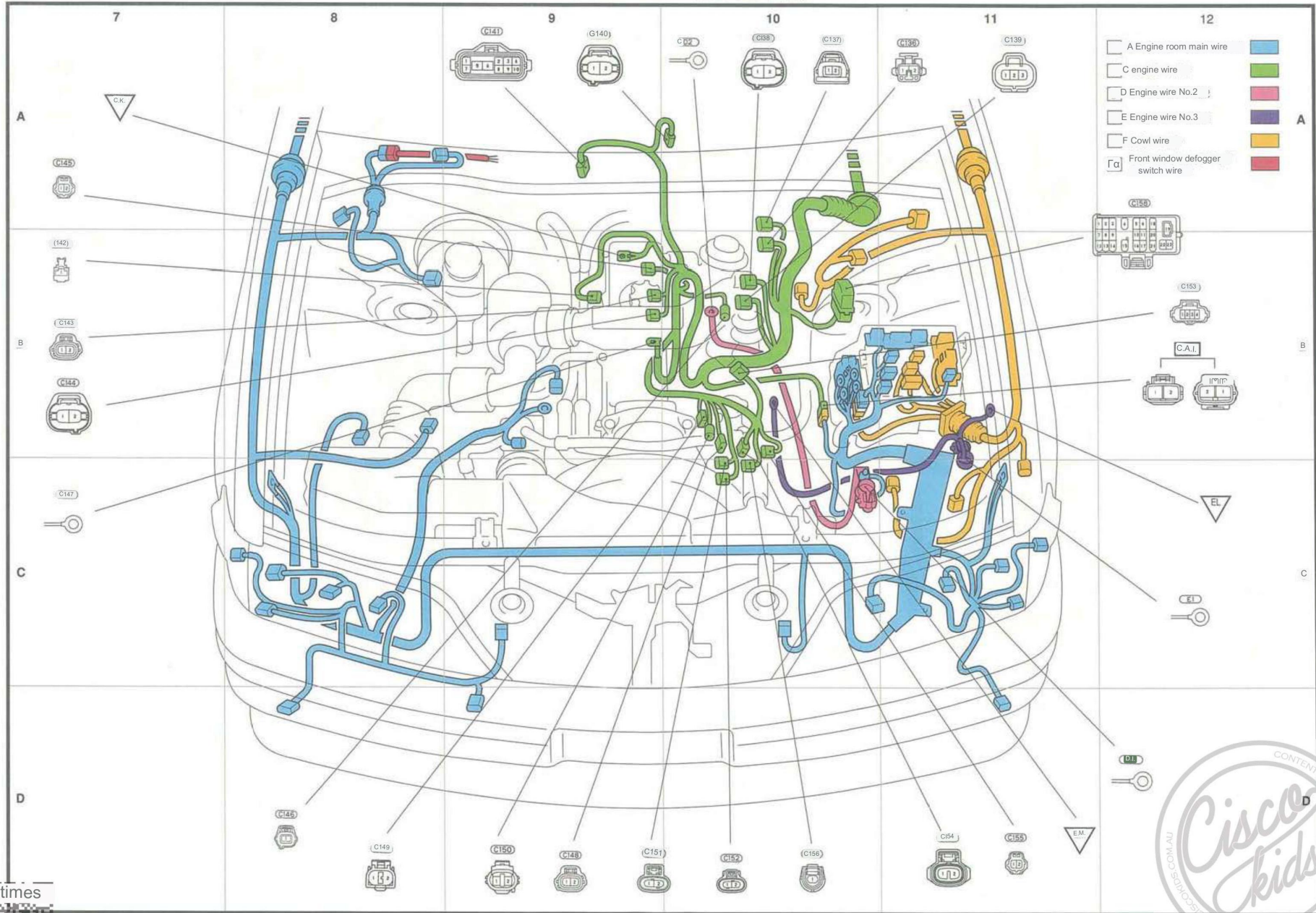
(EM) D-11 engine block ground








Engine room (2L-TE main body)



times  
 2009#67476





(A 1)	B:6	J/C No.1
(A2)	A:6	J/C (A/ No.17)
(C 1)	C:13	J/C N o.3
(C 2)	C:7	Engine control computer (excluding G-FE,2L-TE)
(C 3)	C:7	Engine control computer (excluding 1G-FE,2.1-TE)
	B:7	J/C N o.4
	A:14	J/C N o.5
	A:15	J/C N o.5
	A:14	Throttle control computer (1JZ-GTE) J/C
	A:14	NO.6
	A:15	J/C NO.6
	E:7	Engine control computer (1G-FE)
	C:7	Engine control computer (1G-FE)
	C:7	Emission control computer (2L-TE)
	0-7	Emission control computer (2L-TE)
	C:6	Multitex network body computer...
	D:6	Optional connector
	C:4	vacuum indicator buzzer
	A:5	J/C N o.8
	A:4	J/C N o.9
	A:6	Absorber control computer (Skybook)
	D:1	TCCL (excluding 16-FF, 117-G)
	36	tire pressure warning switch
(F9)	2-1	Rear fog lamp switch
(F10)	C:1	Mirror heater switch
(F11)	A:4	power steering computer
(F12)	A:5	cruise control computer
(F13)	B:12	stop lamp switch
(+14)	A:1	Key lock solenoid & Key unlock warning switch
(F15)	E:1	ignition switch
(F16)	B:1	ignition key lighting
(F19)	B:1	Steering sensor
(F20)	B:1	combination switch
(F21)	A:1	combination switch
(F22)	C:1	Combination switch
(F23)	0-1	airbag (driver's side)
(F24)	C:12	Parking brake switch (foot operated)
(F25)	D:11	Excluding engine control computer 1.215)
(F23)	D:6	Engine control computer (excluding 1G-FE,2L-TE)
(F27)	0-10	Center Airbag Sensor
(F28)	D:8	Detection Crash Senry
(F29)	D:8	ASS deceleration sensor
(F30)	A:15	Airbag (passenger side)
(F31)	A:5	ABS computer (VSC)
(F32)	A:1	ABS computer (VSC)
(F33)	A:2	ABS computer (VSC)
(F34)	A:1	ABS computer (VSC)
(F35)	A:1	ABS & TRC computer
(F36)	A:1	ABS&TRC computer
(F37)	A:6	A3S & TRC Computer
(F38)	B:13	throttle valve motor driver
(F38)	B:13	J/CN.10
(F40)	B:13	J/C N o.3
(F41)	D:15	J/CNo.1
(F42)	D:15	J/CNo.12
(F43)	B:18	J/C N o.13
(F44)	C:1	J/C No.14

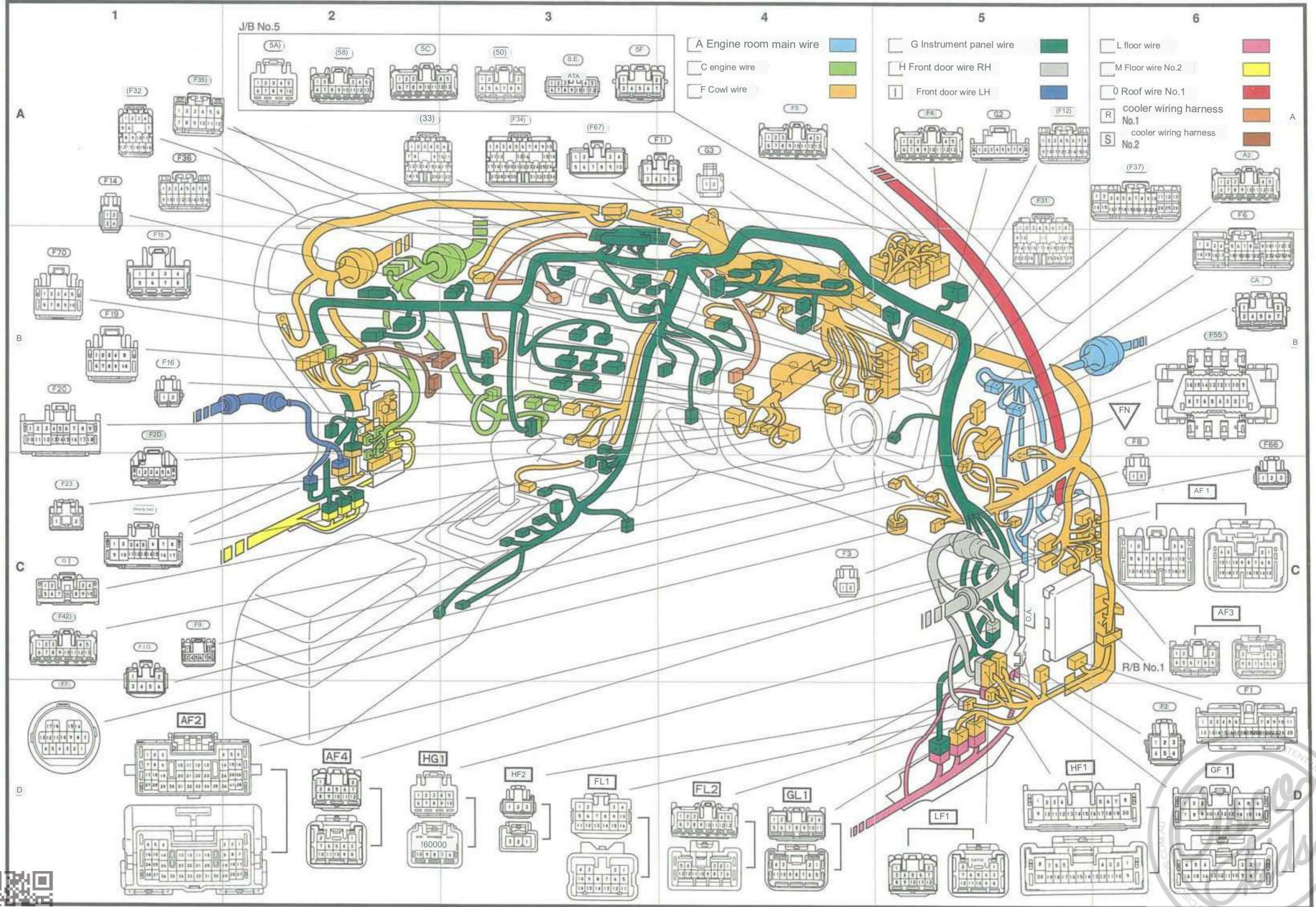
(F54)	A:13	Throttle Control Computer (1JZ-GTE)
(F55)	B:6	DLC3 (1G-FE,1JZ-GE)
(F56)	D:7	ADS deceleration sensor (4WD)
(F57)	A:13	ABS Computer
(F5A)	A:13	ABS computer
(F59)	A:14	ABS & 4WD Computer
(FED)	A:13	ABS & 4WD Computer
(F61)	A:13	ABS 4WD computer
(F64)	C:1	H Engine Control Computer (1G-FE)
(F66)	B:6	Peter idle up switch (2L-TE)
(F67)	A:3	brake warning relay
(F68)	D:19	Emission Control Computer (2L-TE)
(F70)	B:1	Steering Sensor (VSC)
(G1)	C:1	outer mirror switch
(G 2)	A:5	Conflight Scanner
(G3)	A:4	Sun sensor
(G 4)	B:12	Combination meter (analog meter)
(G5)	A:12	Combination meter (analog meter)
(G 6)	A:11	Combination meter (analog meter)
(G 7)	A:11	Combination meter (analog meter)
(G 8)	D:12	intenal air sensor
(G9)	D:12	headlamp level switch
(G10)	D:12	air purifier switch
(G11)	0-10	排気 temperature sensor
(G12)	0:8	Parking brake switch (lever type)
(G13)	D:3	console box lamp
(G14)	D:3	traction off switch
(G15)	D:9	E TCS switch
(G16)	D:3	pattern select switch
(G17)	D:9	DD main switch & shift indicator lighting
(G18)	D:1	Shift lock control relay straight T)
(19)	D:10	cigarette lighter lighting
(G20)	0-15	cigarette lighter
(G21)	D:10	bitter eyes
(G22)	A:10	hazard switch
(G23)	A:10	clock
(G24)	B:7	radio & stereo
(G25)	A:7	Radio & stereo
(G26)	0-1	Air conditioner computer...
(G27)	B:7	air conditioner computer
(G28)	A:15	J/C N o. 15
(G30)	A:18	evapo sensor
(G31)	A:15	glove box lamp
(G32)	A:15	Servo motor for switching between inside and outside air damper
(G33)	E:13	air purifier service connector
(G34)	D:8	OD main switch & shift indicator lighting (gate type A/T)
(G35)	A:9	Shift cock control relay (gate type AT)
(G36)	A:7	swing knill
(G37)	B:7	radio & stereo
(G38)	B:7	Munch AV Station
(G39)	D:12	Multi AV Segation
(840)	2-14	J/C N o.21
(G41)	C:12	Combination meter (digital meter)
(G42)	6-12	Combination meter (digital meter)
(G43)	A:12	Combination meter (digital meter)
(G44)	D:8	Absorber control switch (Skyrack)
(R 1)	A:7	Servo motor for switching air mix damper

(R2)	C:2	Servo motor for mode damper switching
(S 1)	A:18	Blower motor
(s2)	A:17	Blower...motor...controller
(s3)	A:17	propeller motor controller
(PA)	B:18	Tocaul wire 10 driver side JB
(F B)	B:18	
(F C)	C:18	
(D G D)	C:18	
(D G E)	C:18	Nuwire No.1 to Driver side JB
(F F)	C:18	
(F G)	C:18	Instrument panel wire 10 Driver side JB
(F H)	C:18	
(F I)	C:18	Floor wire driver side JB
(F J)	D:10	
(FK)	D:18	Engine room main wire 10 driver side JB
(FL)	0-15	
(D G M)	C:16	Cowl wire to driver side JIB
(F N)	D:18	floor wire to Driver side JIB
(3A)	A:1	instrument panel wire to J/B No.3
(3B)	A:1	
(3C)	A:3	
(3 D)	A:3	
(3E)	A:3	
(3F)	A:9	
(3 G)	A:9	
(3 H)	A:9	
(5A)	A:2	
(5 B)	A:2	
(5 C)	A:2	Cowl wire to JB No.5
(5 9)	A:3	
(5 E)	A.S.	
(5F)	A:3	
(AF1)	C:6	Engine room main wire 10 Cowl wire
(AF 2)	D:1	
(AF 3)	C:6	
(AF 4)	D:2	Engine wire 10 Cowl wire
(CF 1)	D:15	
(CF 2)	D:15	
(CF3)	B:18	Engine wire to instrument panel wire
(CG1)	D:7	
(FL1)	D:15	Cowl Tsuiya 30 Floor Riar
(FL2)	D:4	
(FS1)	A:16	Uruwire to Tara Wiring Harness No.2
(GF1)	D:6	Instrument panel wire 10 Cowl wire
(GF 2)	C:12	
(GF 3)	C:15	
(GL 1)	D:4	Instrument panel wire to probria
(GM1)	D:4	Instrument panel wire floor wire No.2
(GM2)	D:14	
(GM3)	D:14	Instrument panel wire to cooler wiring harness No.1
(GR)	A:17	
(HF1)	D:5	Front door wire AH Lo cowl wire
(H F2)	D:3	

(RG)	D:2	1 Front door wire RH to instrument panel wire
(IF1)	D:3	Front door wire LH to cowl wire
(IG1)	C:13	Front door wire LH to instrument panel wire
(LF1)	D:5	Floor wire Lv Cowl wire
(MF1)	D:17	Acore wire No.2 to cowl wire
(MF2)	0-13	
(FN)	B:6	right cowl side doors
(FC)	A:6	Cowl inner panel ground
(FP)	A:13	Sora Countside Earth



### Instrument panel (right side)



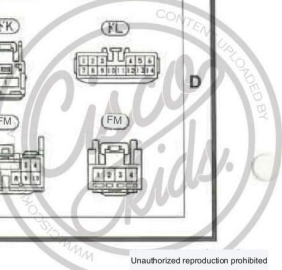
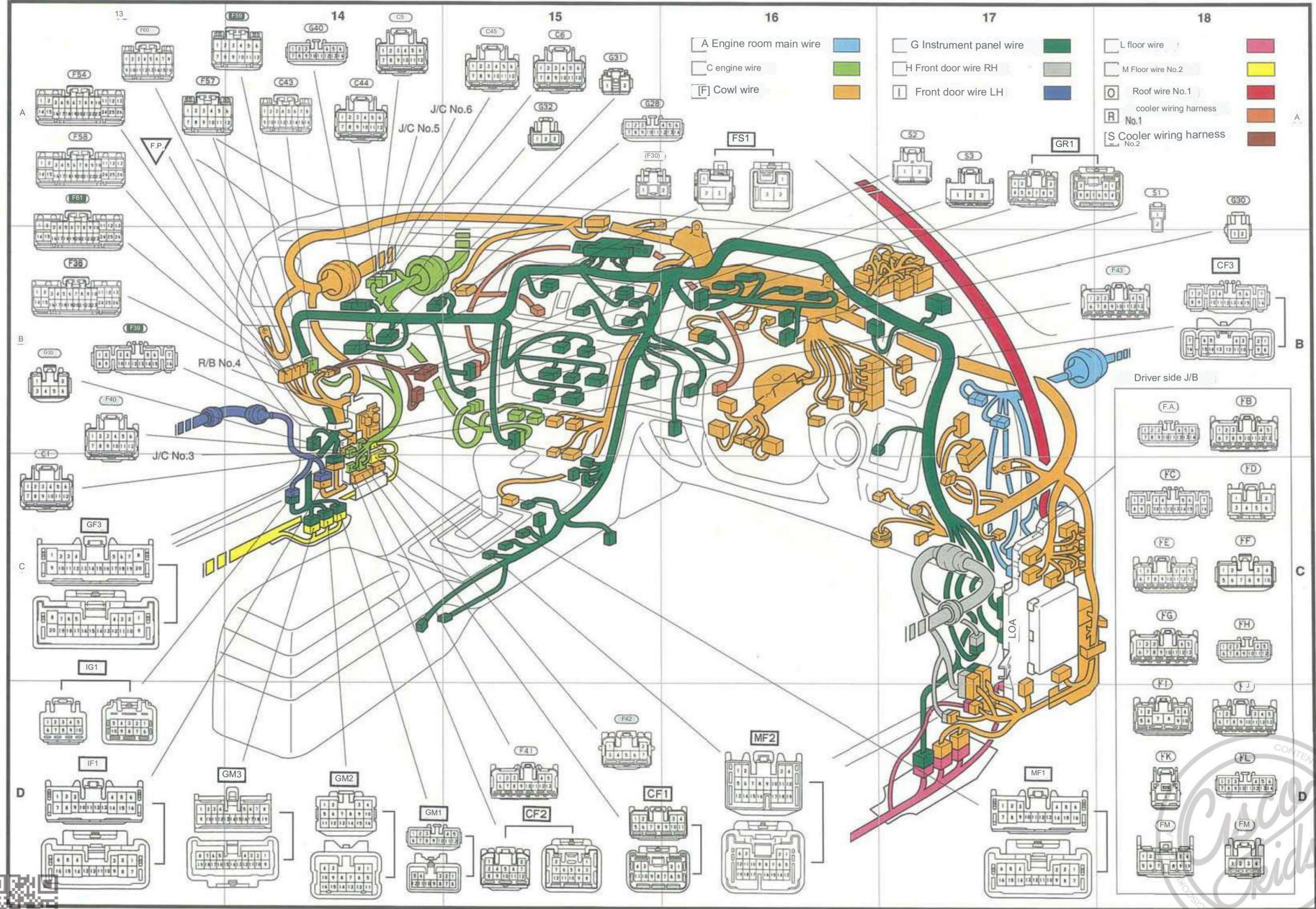
2930 Product number 67476







### Instrument panel (left side)



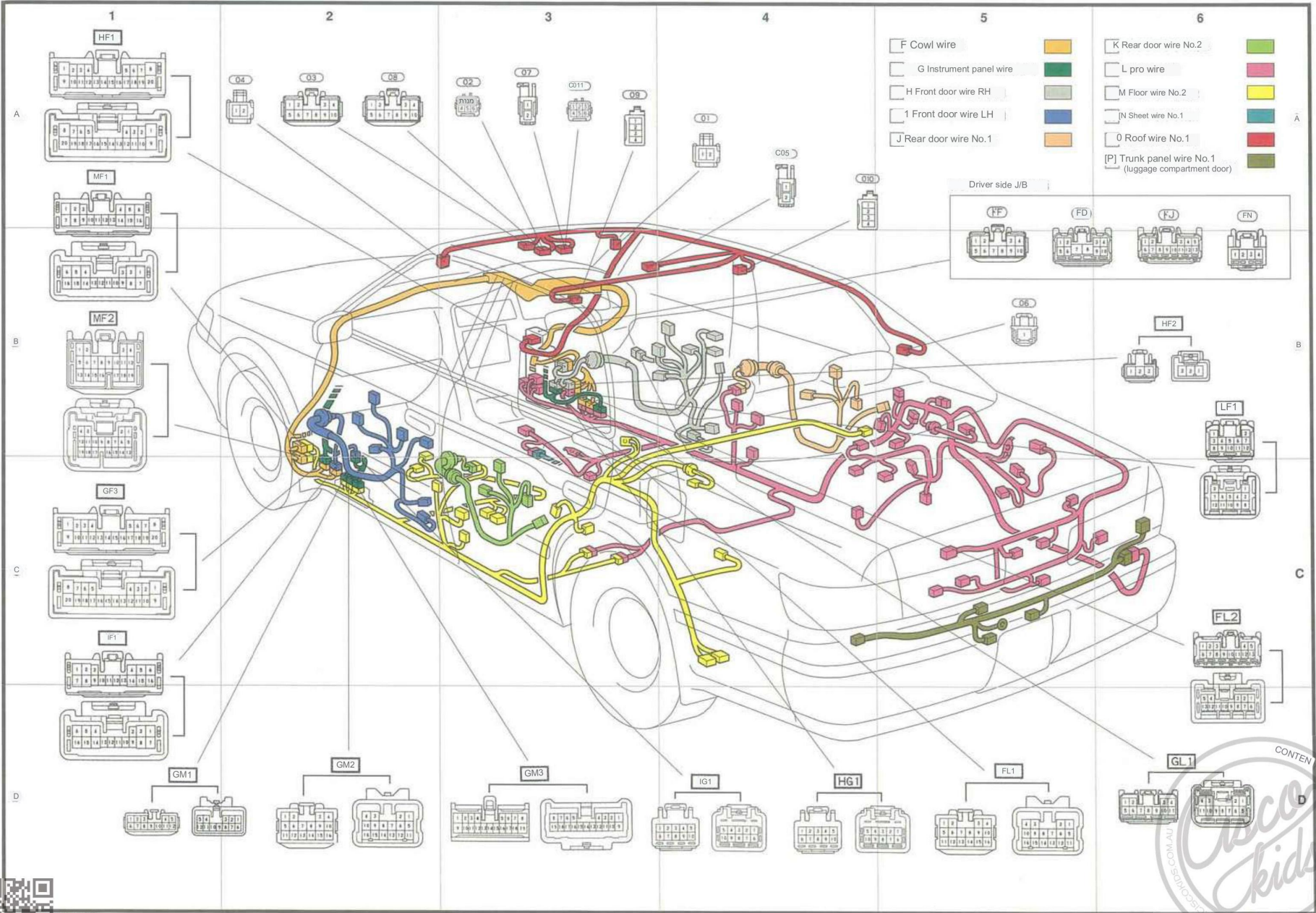


(H1) A-6 multinox network master switch  
 (H2) A-10 Power window motor...FRH  
 (H3) A-6 Door control switch (for key deviation) (Fujista)  
 (H4) A-7 front speaker AH  
 (H5) 2-6 J/C No.16 Cresta)  
 (H5) A-8 remote control actuator RH  
 (H7) A-8 Remote Control Arabutor PH & Miraku —RH  
 (H8) A-9 Tweeter AH  
 (H 9) C-12 Courtesy lamp FRAH (Fresta)  
 (H10) C-12 Door control motor FR RH  
 (H17) 0-12 Courtesy lamp FR RH mark, chaser)  
 (H12) A-10 Door control switch (for key interlocking) (Mark II, Jaycer)  
 (I) B-7 Power window motor FR LH  
 (I2) 2-7 Multitex Network Switch FR LH  
 (I 3) B-7 front speaker —LH  
 (I4) B-7 Tweeter LH  
 (I 5) B-7 Remote control actuator LH  
 (I6) B-7 Remote control actuator & mirror heater LH  
 (I 7) D-7 Courtesy lamp FR LH  
 (I 8) D-7 Door control motor FR LH  
 (J 1) 0-12 Power window motor RRRH  
 (32) B-12 rear speaker RAH  
 (J3) A-11 Marvolex Network Switch RRRH  
 (JA 1) B-12 Bear control motor/BRRH  
 (K 1) D-11 Power window motor RR LH  
 (K 2) D-10 Rear speaker LH  
 (K 3) D-11 Multitex Network Switch RR LH  
 (K4) D-10 Doormin Troll Motor SR LH  
 (L1) A-7 Enopack RH (sheet)  
 (L 2) A-7 Buckle switch FRAH (without power seat)  
 (3) D-11 exhaust temperature sensor  
 (L 4) E-12 Courtesy switch FR/HH Cresta)  
 (L 5) C-12 Side airbag sensor EH  
 (L6) A-13 Lap belt solenoid FR RH  
 (L7) A-14 ABS speed sensor ARAI-1  
 (L8) A-14 Courtesy switch RA RH  
 (L 9) A-15 J/C (Earth No. 23  
 (L10) A-15 J/C No. 17  
 (211) A-15 Absorber control actuator ARRH  
 (L12) A-16 J/C No. 18  
 (L13) D-16 fuel pump  
 (L14) D-15 fuel sender gauge  
 (L15) A-14 Center stop lamp (bulb type)  
 (L16) D-18 Rear wiper motor & relay---  
 (L17) D-14 luggage room lamp  
 (L18) 4-17 lamp failure sensor  
 (L19) B-17 luggage opener relay  
 (L20) 4-17 door control receiver  
 (L21) B-18 Rear combination lamp RH (backup lamp)  
 (L22) C-18 Luggage autonarsonoid (Mark, Cresta)  
 (L23) D-17 rear combination lamp backup lamp)  
 (L24) D-16 Center stop lamp (LED type) (Mark II)  
 (L24) B-18 Center stop lamp (LED) (Cresta)  
 (L25) D16 Noise filter (stop lamp)  
 (L26) A-18 License plate lamp LH (Chaser)  
 (L27) B-18 License plate lamp RH (Chaser)  
 (L28) D-17 Center stop lamp (LED type) (Chaser)

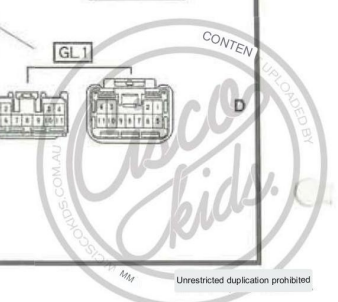
(L29) A-15 J/C No. 19  
 (L30) C-1 Rackage opener solenoid switch (Cresta)  
 (L31 C-12 力— Tesiswitch Gate (Mark II Chaser)  
 (M1) D-9 stereo power amplifier  
 (M2) J-1 stereo power amplifier  
 (M3) C-7 Airbag LH (seat)  
 (M4) C-7 Back switch FR-LH (Crestan)  
 (M 5) C-7 Courtesy switch FR LH (Crestan)  
 (M 6) D-9 Lap belt solenoid FR LH  
 (M7) D-8 side airbag yancer ih  
 (M8) 3-13 AES speed sensor RRLF  
 (9) B-13 courtesy switch FAL  
 (M10) B-13 Absorber control actuator BRLH  
 (M11) A-14 woofer speaker  
 (M12) D-14 yaw rate sensor  
 (M13) D-15 navigation computer  
 (M14) 3-15 navigation computer  
 (M15) C-7 Buckle switch FRL (Mark II Chaser)  
 (M16) 4-7 Courtesy switch FRL (Mark II Chaser)  
 (D1) A-4 vanity lamp RH  
 (O 2) 0-2 Sliding roof switch & map lamp (Mark/Chaser/  
 (O 3) A-2 Sliding roof control relay  
 (O 4) A-2 Berlie lamp LH  
 (35) A-4 room lamp  
 (06) B-5 Noise filter (defogger)  
 (07) A-3 map lamp  
 (O 8) A-2 Sliding roof switch & front room lamp  
 Map lamp (Cresta)  
 (O 9) A-3 Rear arm lamp LH  
 (O10) A-4 Rear room lamp HH  
 (O11) A-3 Front room lamp & map lamp  
 (P 1) B-18 Rear combination lamp RH  
 (P 2) D-18 2 License Plate Lamp (Mark, Cresta)  
 (P 3) 0-16 Rear combination lamp LH  
 (P 4) D-18 Luggage room lamp switch (Cresta)  
 (Doto) 3-6 Roof Wire No.1 to Driver Side Jits  
 (R 1) A-4 floor wire 50 Driver side J/B  
 (Do) A-6  
 (R N) A-6  
 (FL1) 0-6 Cowl wire 10 Floor wire  
 (FL2) C-3 Instrument panel wire to cowl wire  
 (IGF3) C- Instrument panel wire to core wire  
 (GL 1) D-5 Instrument panel wire Lu Floor wire No.2  
 (GM1) D-1 Instrument panel wire Lu  
 (GM2) D-2 Instrument panel wire Lu  
 (GM3) D-3 Instrument panel wire Lu  
 (HF1) A-1 Front door wire AH to cowl wire  
 (HF2) B-6 Front door wire RH to instrument panel wire  
 (HG1) 0-5 Front door wire LH to Cowl fire  
 (IF1) C-1 Front door wire LH 10 Instrument panel wire  
 (IG1) D-4 Floor wire 10 Ur wire  
 (LF1) B-6

(LJ1) A-11 Floor wire to Rear door wire No.1  
 (L2) A-10 Floor Wire to Floor Wire No.2  
 (LMI) 613 floor wire to Twyer No.1  
 (LNI) A-7 floor wire 10 Trunk panel wire No.1  
 (LP1) B-16 (Rackage compartment door)  
 (IMF1) A-1 Acore wire No.2 to cowl wire  
 (MF2) B-1 Floor wire No.2 10 Rear door wire No.2  
 (MK1) D-7 Floor wire No.2 10 Rear door wire No.2  
 (MK2) D-6 Floor wire No.2 to Floyer  
 (ML1) C-13 floor cross member earth  
 (ML2) D-13 Right quarter panel ground  
 (LG) D-12 Left quarter panel ground  
 (LR) A-17 lolly back panel arm  
 (MS) A-13  
 (PT) U-16





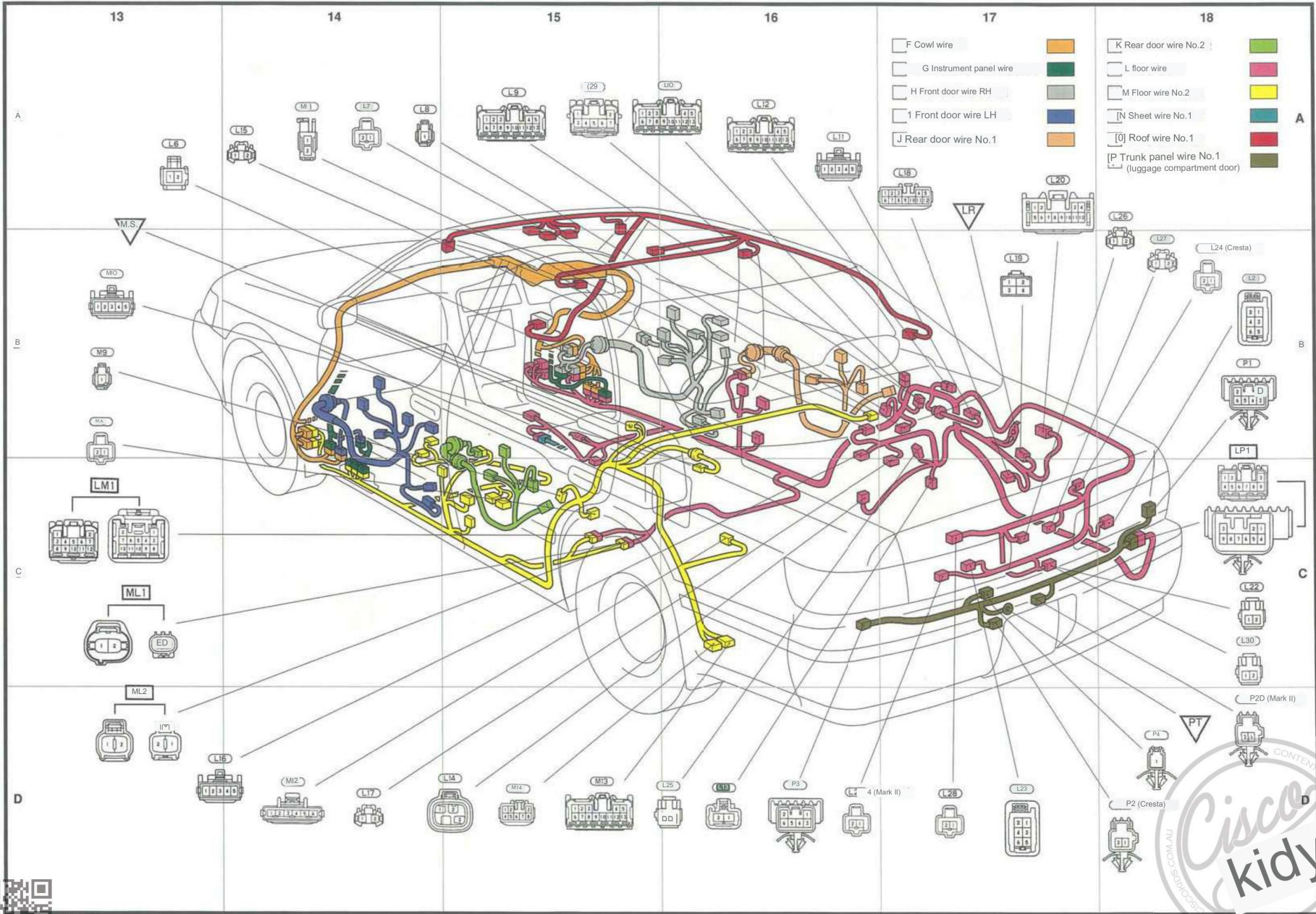
No.3 67476







Body (side)

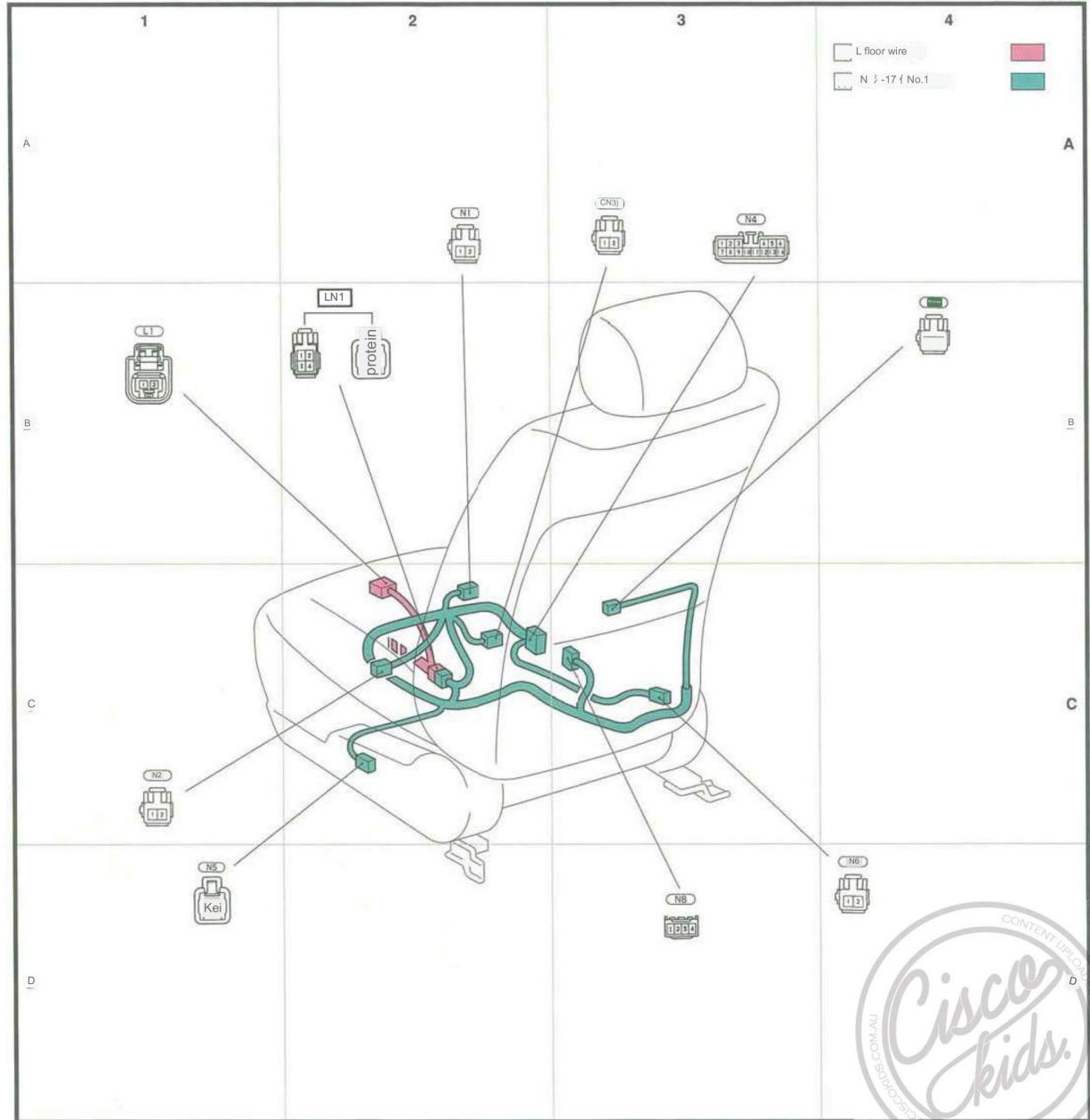


96/09 #67476



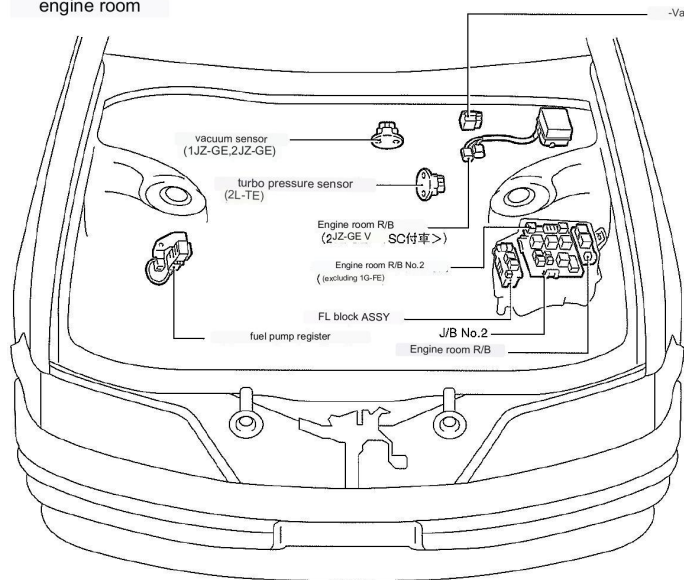
# パワーシート

- L 1 B1 エアバッグRH (シート)
  - LN 1 A2 スライドモーター (除くスポーツシート)
  - N 2 C-1 7021 (Issute Riki Ichiyoichi (excluding <2 US-25-lower))
  - N 3 A3 (Chinese Eight-Year-Year-Year-Year-Old (Excluding Mazda 23-2))
  - N 4 A3 パワーシートスイッチRH (除くスポーツシート)
  - N 5 D1 バックルスイッチRH
  - N 6 D4 リクライニングモーター (除くスポーツシート)
  - N 7 B4 2015-The whole sky and the whole sky
  - N8 03 117-9-12 Electric child (for 81 steps) (Matazuichi 25-6)
- LN1 02 フロアワイヤ to シートワイヤNo.1

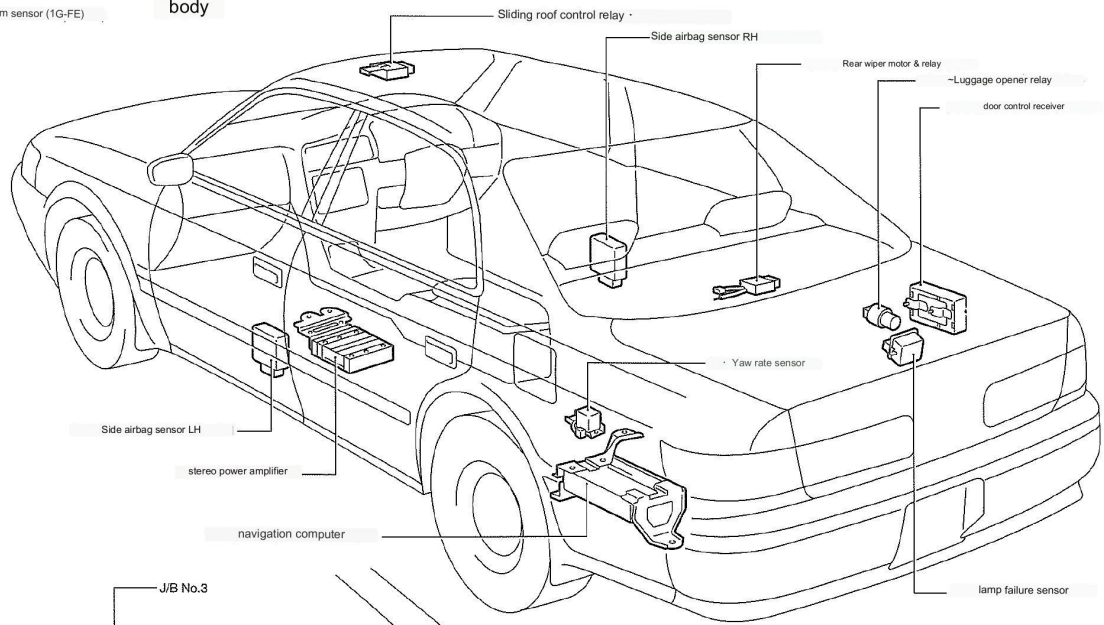


relay location

engine room



body



instrument panel

