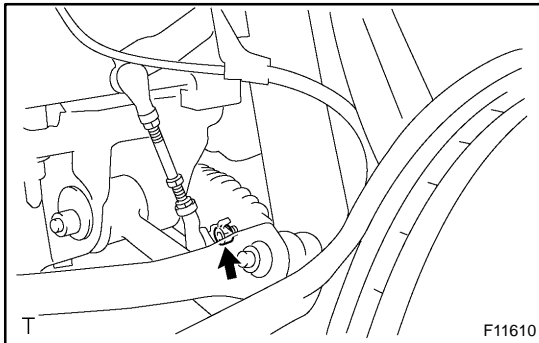
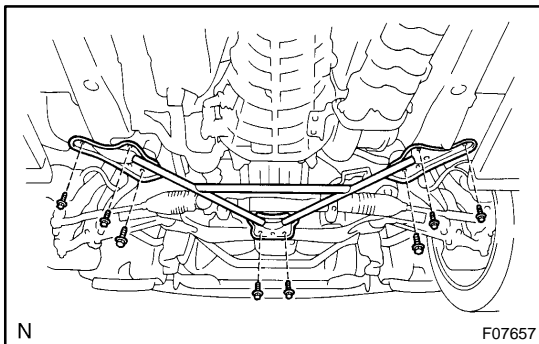


## REMOVAL


1. REMOVE FRONT WHEEL
2. REMOVE ENGINE UNDER COVER AND ENGINE UNDER COVER NO. 2
3. REMOVE RH AND LH REAR ENGINE UNDER COVER



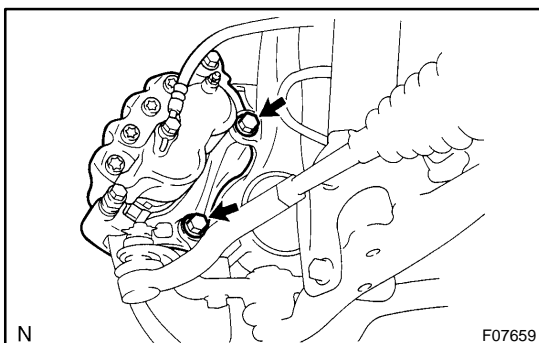
4. **DISCONNECT HEIGHT CONTROL SENSOR LINK**  
Remove the nut and disconnect the height control sensor link from lower arm.



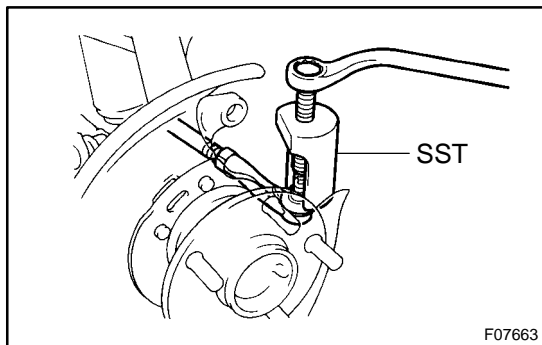
5. **REMOVE FRONT SUSPENSION MEMBER BRACE**  
Remove the 8 bolts and suspension member brace.



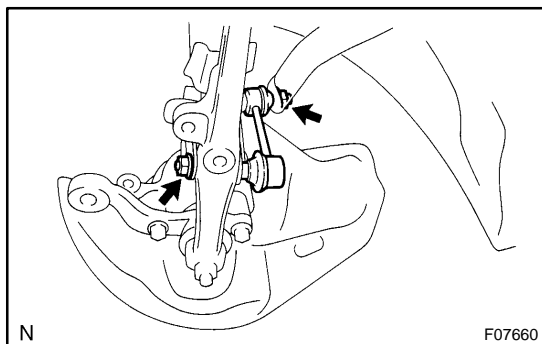
6. **REMOVE NO. 2 LOWER SUSPENSION ARM**  
Remove the 2 bolts and No. 2 lower suspension arm from the No. 1 lower suspension arm.



7. **REMOVE BRAKE CALIPER AND DISC**
  - (a) Remove the 2 bolts and brake caliper from the steering knuckle.
  - (b) Support the brake caliper securely.
  - (c) Remove the disc.
8. **DISCONNECT TIE ROD END FROM LOWER BALL JOINT**
  - (a) Remove the clip and nut.



- (b) Using SST, disconnect the tie rod end.  
SST 09610-20012

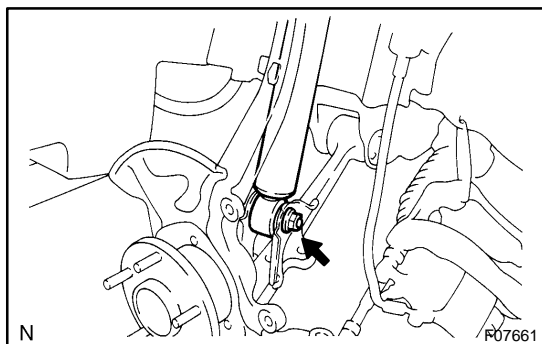


#### 9. REMOVE STABILIZER BAR LINK

Remove the 2 nuts and stabilizer bar link.

HINT:

If the ball joint turns together with the nut, use a hexagon wrench (5 mm) to hold the stud.

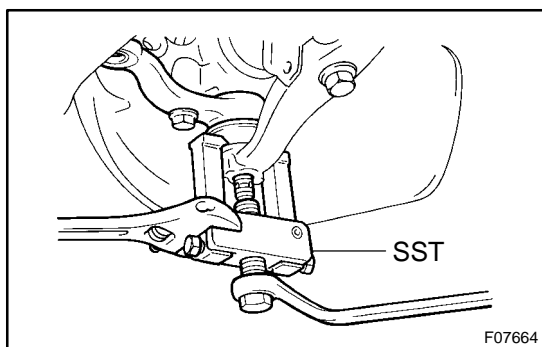


#### 10. DISCONNECT SHOCK ABSORBER FROM SHOCK ABSORBER BRACKET


Remove the nut and bolt and disconnect the shock absorber.

#### 11. DISCONNECT LOWER BALL JOINT FROM NO. 1 LOWER SUSPENSION ARM

- (a) Remove the cotter pin and nut.



- (b) Using SST, disconnect the lower ball joint.  
SST 09628-6201 1



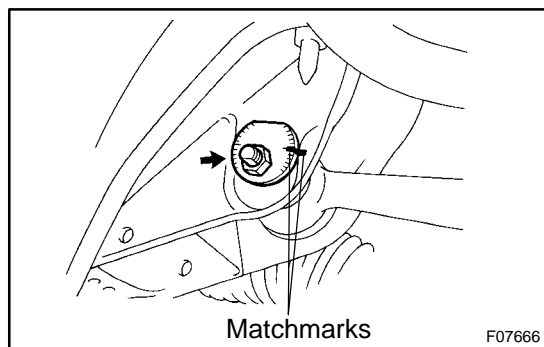
#### 12. DISCONNECT STEERING GEAR ASSEMBLY

- (a) Remove the 4 bolts, housing bracket and disconnect the steering gear assembly.

**NOTICE:**

**Be careful not to damage the return tube and pressure feed tube.**

- (b) Support the steering gear assembly securely.

**13. REMOVE NO. 1 LOWER SUSPENSION ARM**

- (a) Place matchmarks on the cam plate and suspension member.
- (b) Remove the nut, washer, cam plate, cam bolt and No.1 lower suspension arm from the suspension member.

**14. REMOVE SHOCK ABSORBER LOWER BRACKET**

Remove the bolt and shock absorber lower bracket from the No. 1 lower suspension arm.