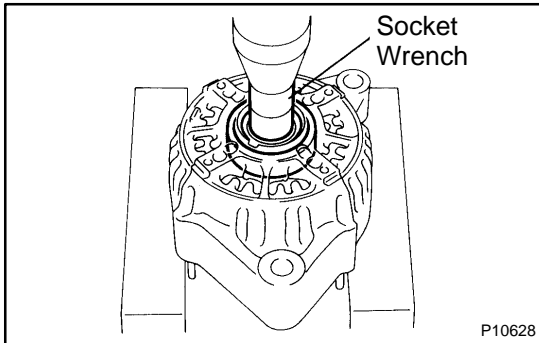


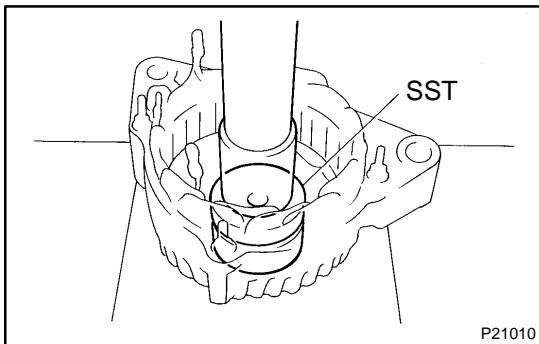
## REPLACEMENT

### 1. REPLACE FRONT BEARING

- (a) Remove the 4 screws and bearing retainer.



- (b) Using a socket wrench and press, press out the bearing.

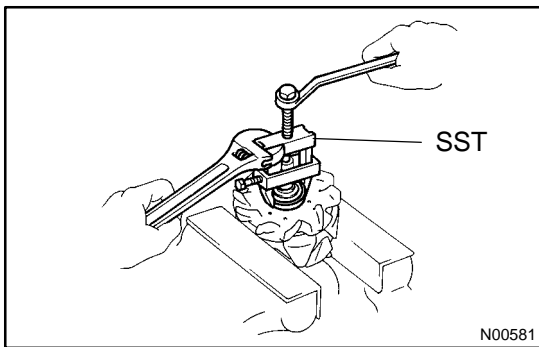


- (c) Using SST and a press, press in a new bearing.

SST 09950-60010 (09951-00500)

- (d) Install the bearing retainer with the 4 screws.

**Torque: 3.0 N·m (31 kgf·cm 27 in.-lbf)**



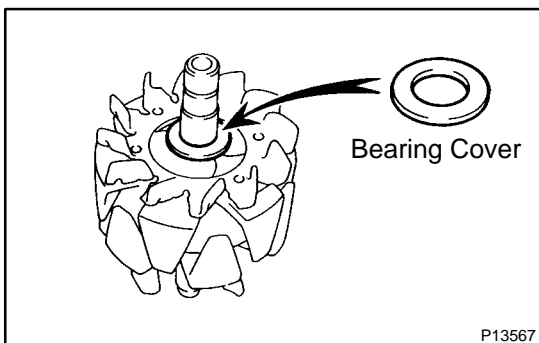
### 2. REPLACE REAR BEARING

- (a) Using SST, remove the bearing cover (outside) and bearing.

SST 09820-00021

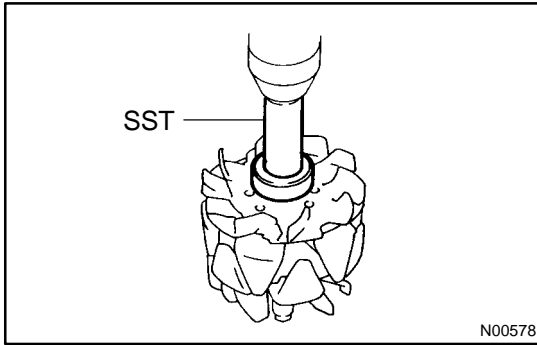
#### NOTICE:

**Be careful not to damage the fan.**

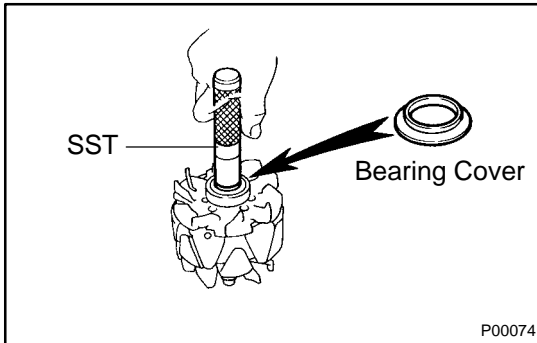


- (b) Remove the bearing cover (inside).

- (c) Place the bearing cover (inside) on the rotor.



- (d) Using SST and a press, press in a new bearing.  
SST 09820-00031



- (e) Using SST, push in the bearing cover (outside).  
SST 09285-76010