

REASSEMBLY

1. INSTALL REAR SEAT CUSHION COVER

Install the rear seat cushion cover with new hog rings to the front of seat cushion pad.

HINT:

When installing the hog rings, take care to prevent wrinkles as little as possible.

2. INSTALL REAR SEATBACK LOCK ASSEMBLY RH

3. INSTALL REAR SEATBACK COVER RH

- (a) Install rear seatback cover with new hog rings to the seatback pad.

HINT:

When installing the hog rings, take care to prevent wrinkles as little as possible.

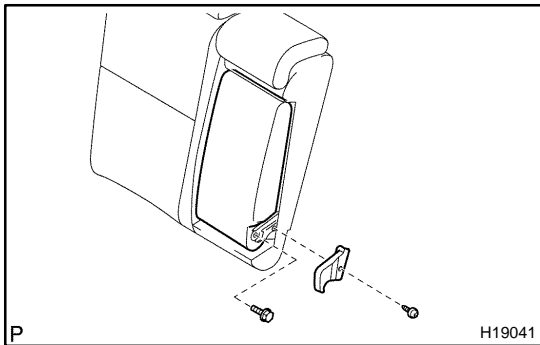
- (b) Install seatback cover with pad to the seatback frame with new hog rings.

HINT:

When installing the hog rings, take care to prevent wrinkles as little as possible.

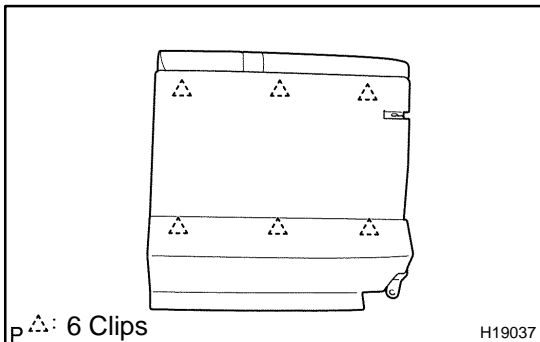
- (c) Install the 6 headrest supports.
 (d) Install the rear seatback stop button grommet.
 (e) Install the rear back lock release button.
 (f) Install the bolt and rear seatback hinge RH.

Torque: 21 N·m (214 kgf-cm, 15 ft-lbf)



4. INSTALL CENTER ARMREST

- (a) Install the center armrest with the bolt.
 (b) Install the center armrest hinge cover with the screw.



5. INSTALL SEATBACK BOARD CARPET RH

- (a) Install the seatback board carpet RH.
 (b) Install the rear seatback lock cover RH.

6. INSTALL REAR SEATBACK LOCK ASSEMBLY LH

7. INSTALL SEATBACK COVER LH

- (a) Install rear seatback cover with new hog rings to the seatback pad.

HINT:

When installing the hog rings, take care to prevent wrinkles as little as possible.

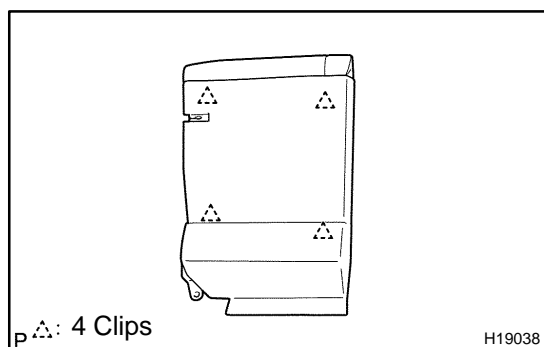
- (b) Install seatback cover with pad to the seatback frame with new hog rings.

HINT:

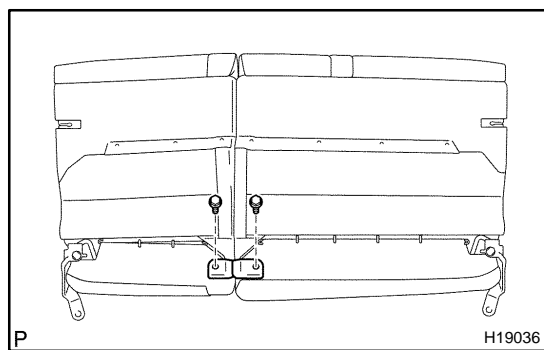
When installing the hog rings, take care to prevent wrinkles as little as possible.

- (c) Install the 6 headrest supports.
 (d) Install the rear seatback stop button grommet.
 (e) Install the rear back lock release button.
 (f) Install the bolt and rear seatback hinge LH.

Torque: 21 N·m (214 kgf·cm, 15 ft·lbf)

**8. INSTALL SEATBACK BOARD CARPET RH**

- (a) Install the seatback board carpet LH.
 (b) Install the rear seatback lock cover LH.

**9. INSTALL REAR SEATBACK CENTER HINGE**

Install the rear seat center hinge with the 2 bolts.

Torque: 21 N·m (214 kgf·cm, 15 ft·lbf)

10. INSTALL REAR SEAT HEADRESTS