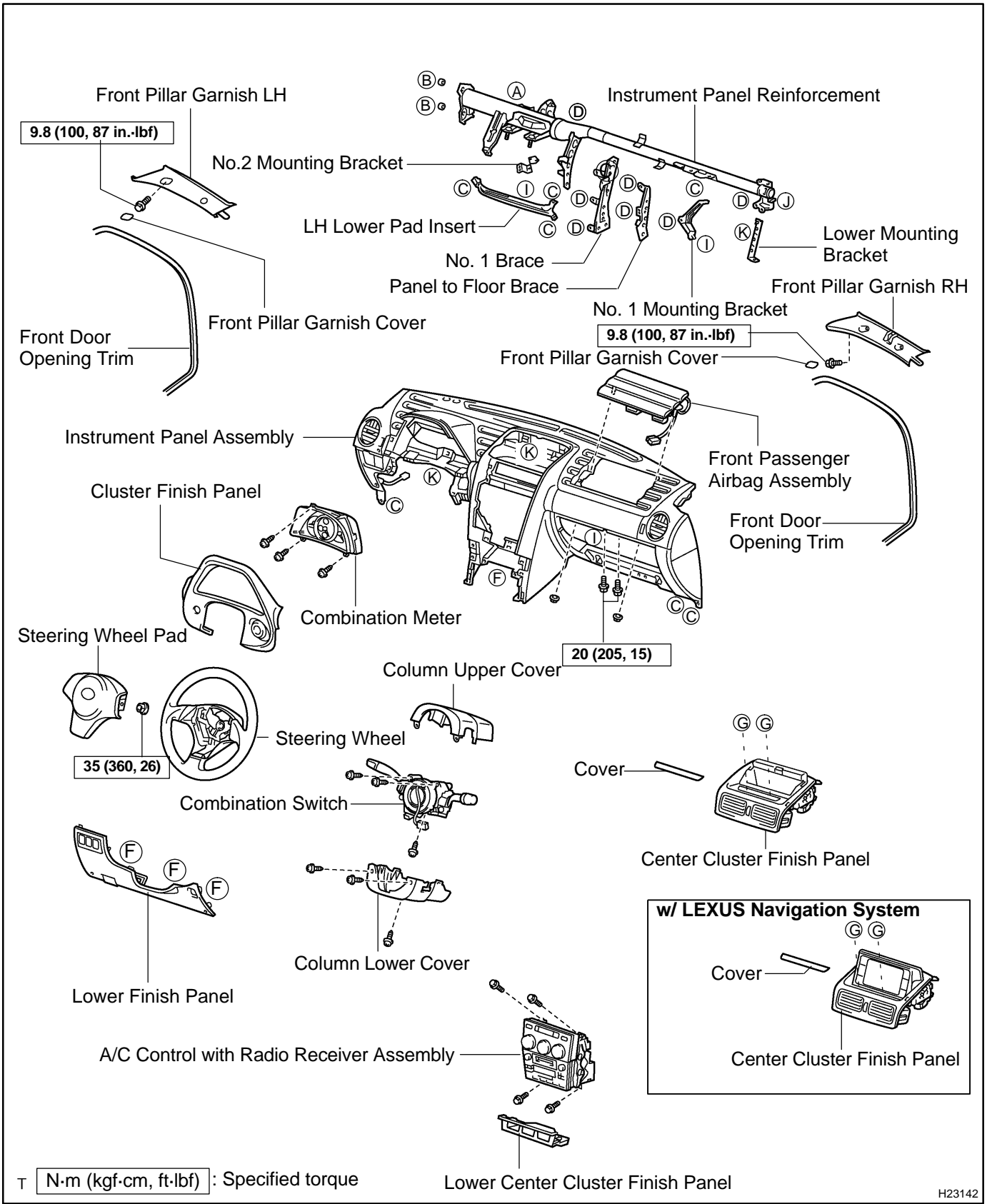
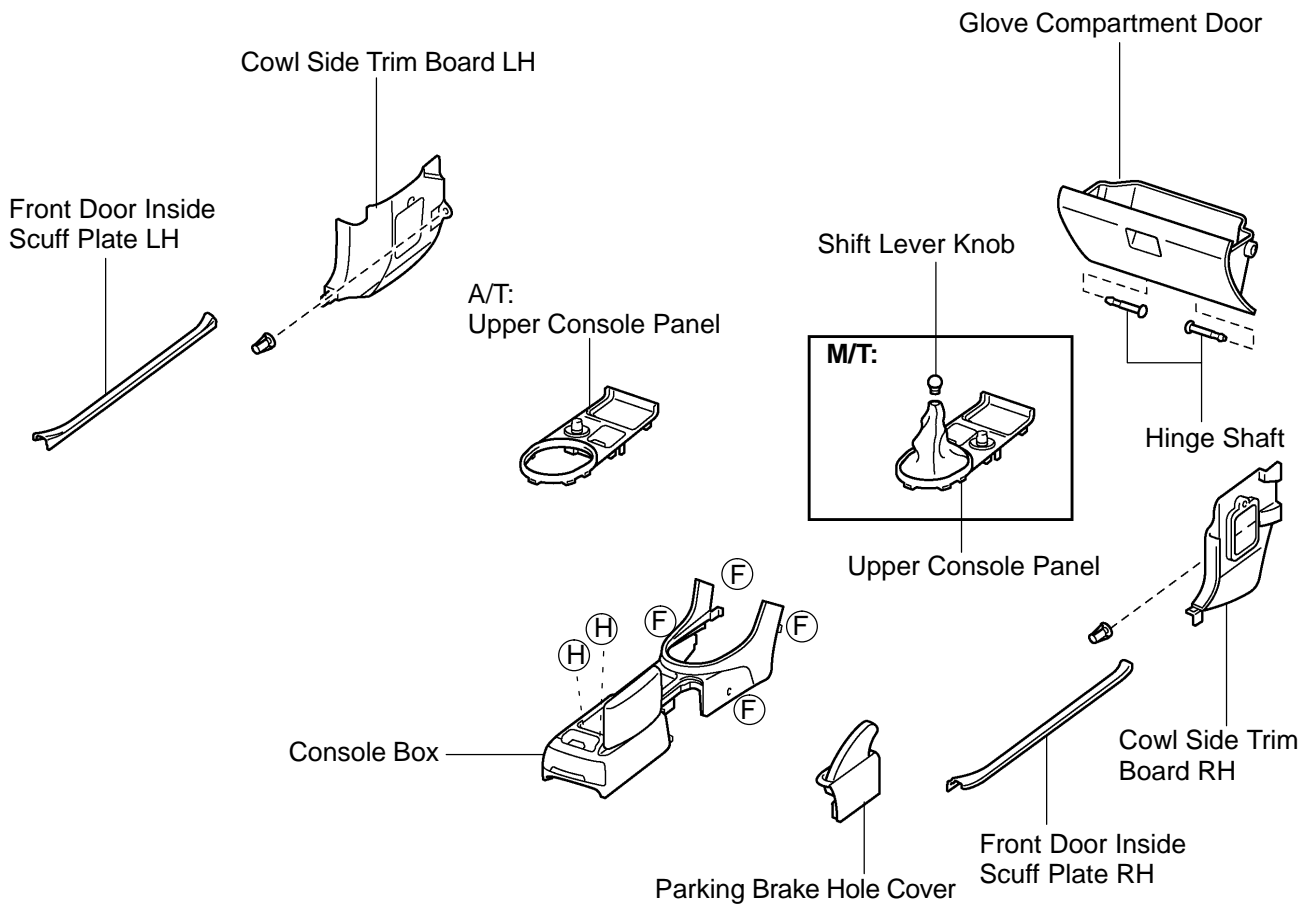
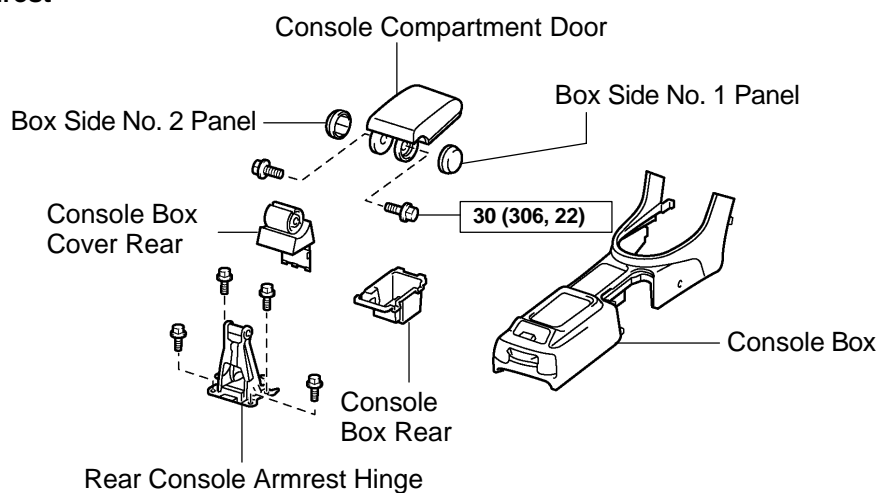


INSTRUMENT PANEL COMPONENTS

BO4DS-03



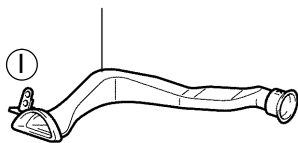
H23142

**w/ Armrest**

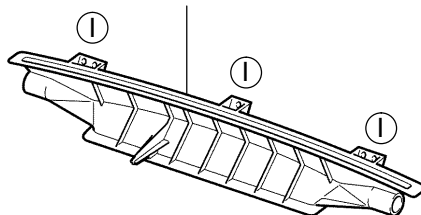
T N·m (kgf·cm, ft·lbf) : Specified torque

H22779

Side Defroster Duct



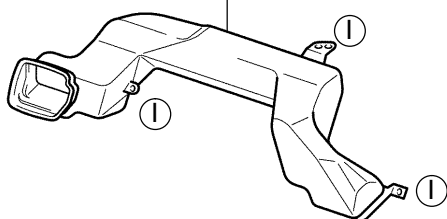
Defroster Nozzle Assembly



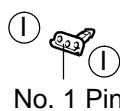
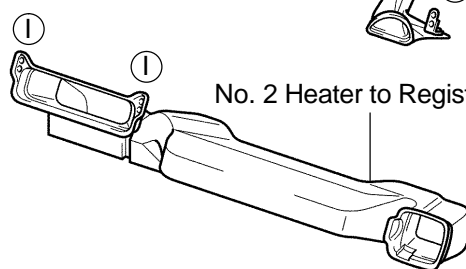
No. 2 Side Defroster Nozzle Duct



No. 1 Heater to Register Duct



No. 2 Heater to Register Duct

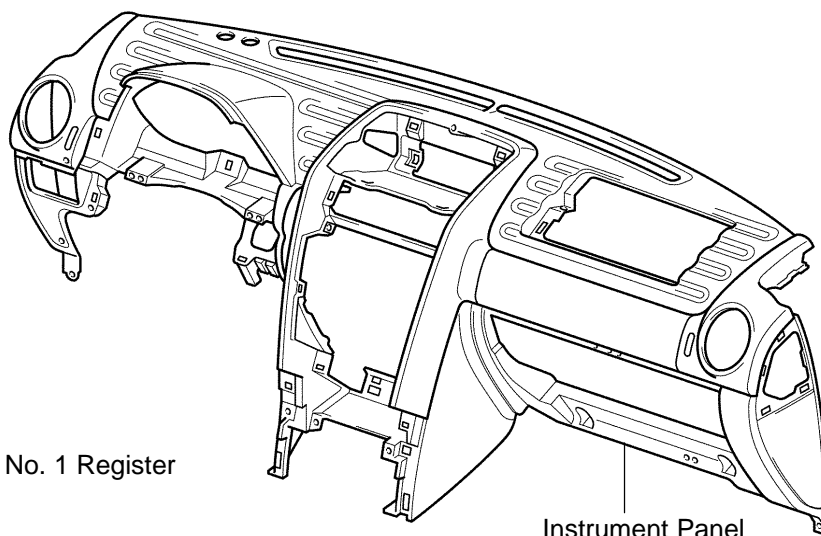


No. 1 Pin

Solar Sensor




Auto Light Control Sensor



No. 1 Pin

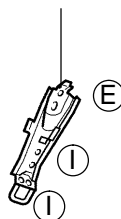
Instrument Side Panel



No. 1 Register

Instrument Panel

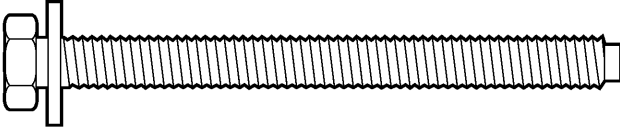
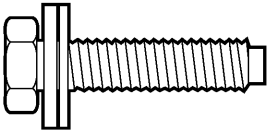
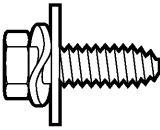
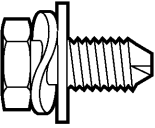
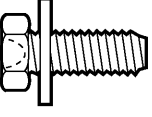
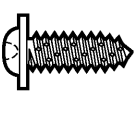
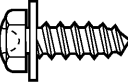

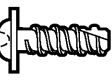
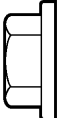

Center Bracket



No. 2 Register

H19464

HINT:
Screw shapes and sizes are indicated in the table below. The codes ("A" - "K") correspond to those indicated on the previous pages.

mm (in.)								
code	Shape					Size		
Ⓐ						ø = 8 (0.31) L = 90 (3.54)		
code	Shape			Size	code	Shape		Size
Ⓑ				ø = 8 (0.31) L = 35 (1.38)	Ⓒ			ø = 6 (0.24) L = 20 (0.79)
code	Shape	Size	code	Shape	Size	code	Shape	Size
Ⓓ		ø = 8 (0.31) L = 18 (0.71)	Ⓔ		ø = 6 (0.24) L = 18 (0.71)	Ⓕ		ø = 5.22 (0.2055) L = 16 (0.63)
Ⓖ		ø = 5 (0.20) L = 16 (0.63)	Ⓕ		ø = 5 (0.20) L = 16 (0.63)	Ⓖ		ø = 5 (0.20) L = 14 (0.55)
Ⓙ		ø = 8 (0.31)	Ⓚ		ø = 6 (0.24)			