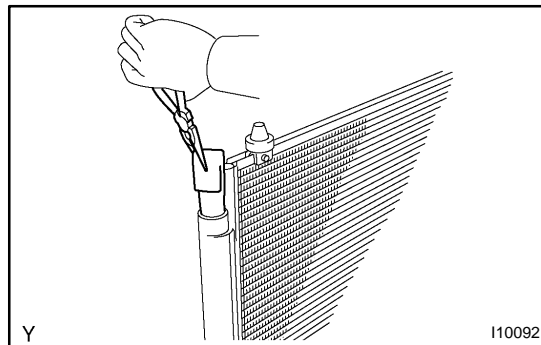


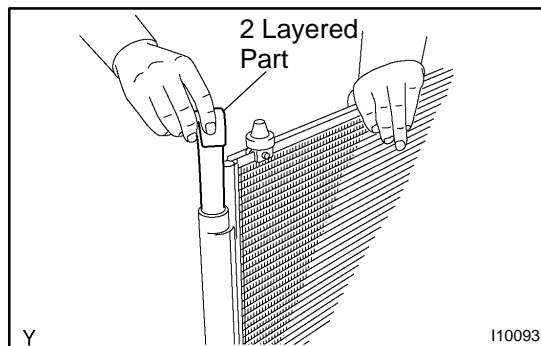
REPLACEMENT

REPLACE DRYER FROM MODULATOR

- Using a hexagon wrench (10 mm, 0.39 in.), remove the cap from the modulator.
- Remove the filter from the modulator.



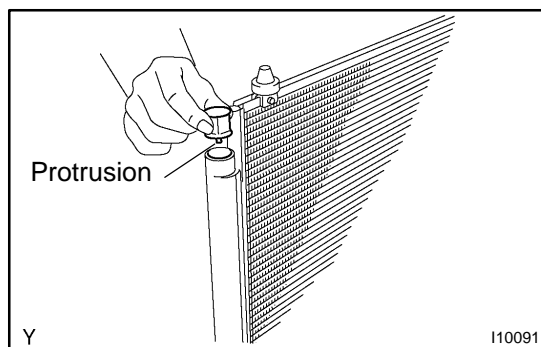
- Using pliers, remove the dryer.



- Insert a new dryer into the modulator.

NOTICE:

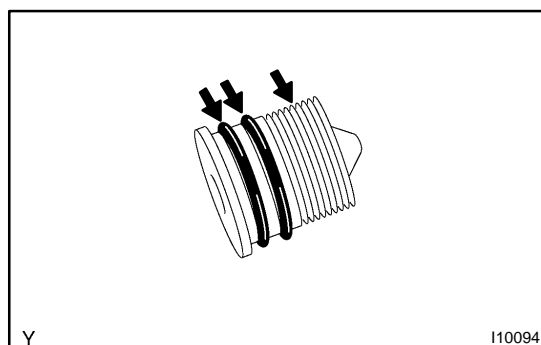
- Do not remove the dryer from a vinyl bag until inserting it into the modulator.
- Install the dryer with its 2 layered part faced upward to the modulator.



- Insert the filter into the modulator.

NOTICE:

Install the filter with its protrusion faced downward to the modulator.



- Install the cap to the modulator.
 - Apply compressor oil to the O-rings and screw part of the cap.

Compressor oil: ND-OIL 8 or equivalent

- Using a hexagon wrench (10 mm, 0.39 in.), install the caps.

Torque: 12.3 N·m (125 kgf·cm, 9 ft·lbf)